

Company No.

|      |   |
|------|---|
| 9827 | A |
|------|---|

**CHUBB INSURANCE MALAYSIA BERHAD**  
(formerly known as ACE Jerneh Insurance Berhad)  
(Incorporated in Malaysia)

**REPORTS AND STATUTORY FINANCIAL STATEMENTS**

**FOR THE FINANCIAL YEAR ENDED 31 DECEMBER 2016**

1513A7/py

Company No.

|      |   |
|------|---|
| 9827 | A |
|------|---|

**CHUBB INSURANCE MALAYSIA BERHAD**  
(formerly known as ACE Jerneh Insurance Berhad)  
(Incorporated in Malaysia)

**REPORTS AND STATUTORY FINANCIAL STATEMENTS**

**31 DECEMBER 2016**

| <b>CONTENTS</b>                   | <b>PAGES</b> |
|-----------------------------------|--------------|
| DIRECTORS' REPORT                 | 1 - 13       |
| STATEMENT BY DIRECTORS            | 14           |
| STATUTORY DECLARATION             | 15           |
| INDEPENDENT AUDITORS' REPORT      | 16 - 19      |
| STATEMENT OF FINANCIAL POSITION   | 20           |
| INCOME STATEMENT                  | 21           |
| STATEMENT OF COMPREHENSIVE INCOME | 22           |
| STATEMENT OF CHANGES IN EQUITY    | 23           |
| STATEMENT OF CASH FLOWS           | 24           |
| NOTES TO THE FINANCIAL STATEMENTS | 25 - 97      |

Company No.

|      |   |
|------|---|
| 9827 | A |
|------|---|

**CHUBB INSURANCE MALAYSIA BERHAD**  
(formerly known as ACE Jerneh Insurance Berhad)  
(Incorporated in Malaysia)

## CORPORATE INFORMATION

|                                       |   |  |
|---------------------------------------|---|--|
| DOMICILE                              | : | Malaysia   |
| LEGAL FORM AND PLACE OF INCORPORATION | : | Public company limited by way of shares incorporated in Malaysia under the Companies Act, 1965 |
| REGISTERED OFFICE                     | : | Wisma Chubb<br>38 Jalan Sultan Ismail<br>50250 Kuala Lumpur                                    |
| PRINCIPAL PLACE OF BUSINESS           | : | Wisma Chubb<br>38 Jalan Sultan Ismail<br>50250 Kuala Lumpur                                    |

|             |   |
|-------------|---|
| Company No. |   |
| 9827        | A |

CHUBB INSURANCE MALAYSIA BERHAD  
(formerly known as ACE Jerneh Insurance Berhad)  
(Incorporated in Malaysia)

DIRECTORS' REPORT  
FOR THE FINANCIAL YEAR ENDED 31 DECEMBER 2016

The Directors have pleasure in submitting their report together with the audited financial statements of the Company for the financial year ended 31 December 2016.

PRINCIPAL ACTIVITY

The principal activity of the Company is the underwriting of general insurance business.

There has been no significant change in the nature of this activity during the financial year.

RESULTS

|                               | RM'000 |
|-------------------------------|--------|
| Profit for the financial year | 96,094 |

RESERVES AND PROVISIONS

There were no material transfers to or from reserves or provisions during the financial year other than as disclosed in the financial statements.

DIVIDEND

No dividend was paid or declared by the Company since the end of last financial year. The Directors do not recommend the payment of any dividend for the financial year ended 31 December 2016.

CORPORATE GOVERNANCE

The Board of Directors ("the Board") is satisfied that the Company has substantially complied with the prescriptive applications in BNM/RH/PD\_029-9: Corporate Governance.

Board Responsibilities

The Board has the overall responsibility for promoting the sustainable growth and financial soundness of the Company, and for ensuring reasonable standards of fair dealing, without undue influence from any party. This includes a consideration of the long-term implications of the Board's decisions on the Company and its customers, officers and the general public. In fulfilling this role, the Board must:

- (a) approve the Risk Appetite, business plans and other initiatives which would, singularly or cumulatively, have a material impact on the Company's risk profile;
- (b) oversee the selection, performance, Remuneration and succession plans of the Chief Executive Officer, Control Function heads and other members of Senior Management, such that the Board is satisfied with the collective competence of Senior Management to effectively lead the operations of the Company;

Company No.

|      |   |
|------|---|
| 9827 | A |
|------|---|

CHUBB INSURANCE MALAYSIA BERHAD  
(formerly known as ACE Jerneh Insurance Berhad)  
(Incorporated in Malaysia)

DIRECTORS' REPORT  
FOR THE FINANCIAL YEAR ENDED 31 DECEMBER 2016 (CONTINUED)

CORPORATE GOVERNANCE (CONTINUED)

Board Responsibilities (continued)

- (c) oversee the implementation of the Company's governance framework and Internal Control Framework, and periodically review whether these remain appropriate in light of material changes to the size, nature and complexity of the Company's operations;
- (d) promote, together with Senior Management, a sound corporate culture within the Company which reinforces ethical, prudent and professional behaviour;
- (e) promote sustainability through appropriate environmental, social and governance considerations in the Company's business strategies;
- (f) oversee and approve the recovery and resolution as well as business continuity plans for the Company to restore its financial strength, and maintain or preserve critical operations and critical services when it comes under stress; and
- (g) promote timely and effective communication between the Company and Bank Negara Malaysia ("BNM") on matters affecting or that may affect the safety and soundness of the Company.

Composition of the Board

The Directors in office during the financial year and during the period from the end of the financial year to the date of the report are:

YBhg Tan Sri Leo Moggie (Chairman)  
Dato' Sri Abdul Hamidy bin Abdul Hafiz  
Song Yam Lim  
Gregory Jerome Gerald Fernandes  
Olivier Bouchard  
Stephen Barry Crouch

In accordance with Article 99 of the Company's Articles of Association, Song Yam Lim and Dato' Sri Abdul Hamidy bin Abdul Hafiz retire at the forthcoming Annual General Meeting and, being eligible, have offered themselves for re-election.

The Board comprises individuals with a wide range of professional skills and operational experience:

**YBhg Tan Sri Leo Moggie** (Chairman, Independent Non-Executive Director)

YBhg Tan Sri Leo Moggie is the Chairman of Tenaga Nasional Berhad and a number of companies under the Tenaga Nasional Group with effect from the date of his appointment on 12 April 2004. He was formerly a Member of Parliament from 1974 to 2004. He had served as a Minister in the State Government of Sarawak from 1976 to 1978. He was a Minister in the Federal Cabinet from 1978 until he retired as the Minister of Energy, Communications and Multimedia in 2004.

**CHUBB INSURANCE MALAYSIA BERHAD**  
(formerly known as ACE Jerneh Insurance Berhad)  
(Incorporated in Malaysia)

**DIRECTORS' REPORT**  
**FOR THE FINANCIAL YEAR ENDED 31 DECEMBER 2016 (CONTINUED)**

**CORPORATE GOVERNANCE (CONTINUED)**

Composition of the Board (continued)

**Dato' Sri Abdul Hamidy bin Abdul Hafiz (Independent Non-Executive Director)**

Dato' Sri Abdul Hamidy has extensive experience in finance and banking. He was formerly Chairman of Danajamin Nasional Bhd, Credit Guarantee Corporation and Association of Bank Malaysia. He was also the CEO of three financial institutions namely Danaharta Nasional Bhd, Affin Bank Bhd. and Kuwait Finance House Bhd. He is currently Chairman of Corporate Debt Restructuring Committee (under the auspices of BNM), Eastland Equity Bhd. (company listed on main board of Bursa Malaysia) and a member of the Board of Directors of Sime Motors Bhd, Sime Industrial Bhd and SKY Exchange Sdn Bhd. He is also a member of the Listing Committee of Bursa Malaysia.

**Song Yam Lim (Independent Non-Executive Director)**

Mr. Song is currently the General Manager of Hap Seng Insurance Services Sdn. Bhd. He has had extensive experience in the insurance industry having held numerous senior executive roles during his 45 years in the industry. He was formerly the Chief Executive Officer and Executive Director for MSIG Insurance (M) Bhd., Aviva Insurance (M) Bhd. and CGU Insurance (M) Bhd.

**Gregory Jerome Gerald Fernandes (Independent Non-Executive Director)**

Mr. Fernandes is currently a Corporate Advisor specializing in strategy, fund raising and other finance related services. He is an accountant by profession and is a Member of the Malaysian Institute of Accountants (MIA) and an Associate Member of the Institute of Chartered Accountants in England & Wales (1981). He began his career in London with Ernst & Young and had since served in executive positions in various large corporations, the most recent as a Board Member, CFO and Senior Vice President for Global Marketing in a public company involved in transport and engineering logistics.

**Olivier Bouchard (Non-Independent Executive Director)**

Mr. Bouchard is the Regional Chief Financial Officer for Chubb in the Asia Pacific Region. He has extensive experience in the insurance and financial services industry having held numerous senior executive roles in various multinational corporations during his 20 year career. Before his appointment as the Regional Chief Financial Officer, he was the Financial Controller for Chubb in Asia Pacific, responsible for the management results and statutory reporting, as well as the compliance environment of the financial division throughout the region.

**Stephen Barry Crouch (Non-Independent Executive Director)**

Mr. Crouch has both the breadth and depth of experience in the insurance industry, with a career spanning more than 25 years which includes a variety of management positions in leading broker institutions and insurance firms. Before his appointment as the Chief Executive Officer of Chubb in Malaysia, he was the Chief Operating Officer for Chubb in Asia Pacific (ACE Asia Pacific) responsible for the strategic development and the financial performance for Chubb's businesses located in the Region. Prior to that, he was the Chief Executive Officer of Chubb in Australia & New Zealand where he was responsible for the operations and business development activities of Chubb's key business lines. Between 2006-2007, he was the Chief Executive Officer of Chubb's operations in Hong Kong.

|             |   |
|-------------|---|
| Company No. |   |
| 9827        | A |

CHUBB INSURANCE MALAYSIA BERHAD  
(formerly known as ACE Jerneh Insurance Berhad)  
(Incorporated in Malaysia)

DIRECTORS' REPORT  
FOR THE FINANCIAL YEAR ENDED 31 DECEMBER 2016 (CONTINUED)

CORPORATE GOVERNANCE (CONTINUED)

The current Board Committees are:

Audit Committee

The primary objective of the Audit Committee is to assist the Board in the discharge of its responsibilities and to ensure the integrity and transparency of the financial reporting process.

The Audit Committee comprises of the following Directors:

|  |            |
|--|------------|
| Dato' Sri Abdul Hamidy bin Abdul Hafiz | (Chairman) |
| YBhg Tan Sri Leo Moggie                |            |
| Song Yam Lim                           |            |
| Gregory Jerome Gerald Fernandes        |            |

Nominating Committee

The primary objective of the Nominating Committee is to establish or to ensure that there is a formal and transparent procedure for the appointment of Directors, Chief Executive Officer and senior officers who report directly to the Chief Executive Officer and to assess the effectiveness of individual Directors, the Board as a whole, Chief Executive Officer and senior officers on an on-going basis.

The Nominating Committee comprises of the following Directors:

|  |            |
|--|------------|
| Gregory Jerome Gerald Fernandes*       | (Chairman) |
| YBhg Tan Sri Leo Moggie**              |            |
| Dato' Sri Abdul Hamidy bin Abdul Hafiz |            |
| Song Yam Lim                           |            |
| Olivier Bouchard***                    |            |
| Stephen Barry Crouch                   |            |

\* Appointed as member on 24 March 2016 and re-designated as Chairman on 23 February 2017

\*\* Re-designated as member on 23 February 2017

\*\*\* Resigned on 24 March 2016

Remuneration Committee

The primary objective of the Remuneration Committee is to provide a formal and transparent procedure for developing a Remuneration Policy for Directors, Chief Executive Officer and senior officers and ensuring that their compensation is competitive and consistent with the Company's culture, objectives and strategy.

|             |   |
|-------------|---|
| Company No. |   |
| 9827        | A |

CHUBB INSURANCE MALAYSIA BERHAD  
(formerly known as ACE Jerneh Insurance Berhad)  
(Incorporated in Malaysia)

DIRECTORS' REPORT  
FOR THE FINANCIAL YEAR ENDED 31 DECEMBER 2016 (CONTINUED)

CORPORATE GOVERNANCE (CONTINUED)

Remuneration Committee (continued)

The Remuneration Committee comprises of the following Directors:

Gregory Jerome Gerald Fernandes\* (Chairman)  
YBhg Tan Sri Leo Moggie\*\*  
Dato' Sri Abdul Hamidy bin Abdul Hafiz \*\*\*  
Olivier Bouchard\*\*\*\*

\* Re-designated as Chairman on 23 February 2017

\*\* Re-designated as member on 23 February 2017

\*\*\* Appointed on 28 January 2016

\*\*\*\* Resigned on 28 January 2016

During the financial year, the Committee reviewed the fees payable to Directors in consideration of individual Director's performance and participation.

Risk Management Committee

The primary objective of the Risk Management Committee is to oversee and ensure the effectiveness of Senior Management's activities in managing the key risk areas of the Company and to ensure that an appropriate risk management framework, strategy and process is in place and functioning effectively.

The Risk Management Committee comprises of the following Directors:

Song Yam Lim (Chairman)  
YBhg Tan Sri Leo Moggie  
Gregory Jerome Gerald Fernandes  
Dato' Sri Abdul Hamidy bin Abdul Hafiz\*  
Olivier Bouchard\*\*

\* Appointed on 24 March 2016

\*\* Resigned on 24 March 2016



**CHUBB INSURANCE MALAYSIA BERHAD**  
(formerly known as ACE Jerneh Insurance Berhad)  
(Incorporated in Malaysia)

**DIRECTORS' REPORT**  
**FOR THE FINANCIAL YEAR ENDED 31 DECEMBER 2016 (CONTINUED)**

**CORPORATE GOVERNANCE (CONTINUED)**

The number of Board and Board Committee meetings held during the financial year is set out below.

|   | <u>Board of Directors</u> | <u>Meetings of Committees</u> |                        |                        |                        |
|---|---------------------------|-------------------------------|------------------------|------------------------|------------------------|
|   |                           | <u>Audit</u>                  | <u>Nominating</u>      | <u>Remuneration</u>    | <u>Risk Management</u> |
| Number of meetings held during the financial year | 9                         | 6                             | 6                      | 5                      | 4                      |
|   | <u>Number attended</u>    | <u>Number attended</u>        | <u>Number attended</u> | <u>Number attended</u> | <u>Number attended</u> |
| YBhg Tan Sri Leo Moggie                           | 8/9                       | 6/6                           | 6/6                    | 5/5                    | 4/4                    |
| Dato' Sri Abdul Hamidy bin Abdul Hafiz            | 9/9                       | 6/6                           | 6/6                    | 5/5                    | 4/4                    |
| Song Yam Lim                                      | 9/9                       | 6/6                           | 6/6                    | -                      | 4/4                    |
| Gregory Jerome Gerald Fernandes                   | 9/9                       | 6/6                           | 4/6 <sup>^</sup>       | 5/5                    | 4/4                    |
| Olivier Bouchard                                  | 9/9                       | -                             | 3/6 <sup>*</sup>       | 1/5 <sup>#</sup>       | 1/4 <sup>@</sup>       |
| Stephen Barry Crouch                              | 9/9                       | -                             | 6/6                    | -                      | -                      |

<sup>^</sup> Appointed as member on 24 March 2016 and re-designated as Chairman on 23 February 2017

<sup>\*</sup> Resigned on 24 March 2016

<sup>#</sup> Resigned on 28 January 2016

<sup>@</sup> Resigned on 24 March 2016

**Internal Control and Risk Management Framework**

The Board is responsible and committed to establishing a sound internal control framework which includes financial, operational and compliance controls and risk management practices. The internal control framework is designed to manage rather than eliminate risks and therefore can only provide reasonable and not absolute assurance of effectiveness. An integral part of the internal control framework is the ongoing company-wide risk management process for identifying, evaluating and managing the significant risks faced by the Company.

The Company's Enterprise Risk Management Framework ("RMF") utilizes the "3 Lines of Responsibilities" strategy, as part of its internal control framework to help the Company to achieve its business objectives, meet its corporate obligations and at the same time maintain its reputation. The implementation of the RMF is delegated to the Enterprise Risk Committee who is responsible for monitoring, assessing and reporting on risk related activity to the Board through the Board Risk Management Committee.

The Board Audit Committee regularly evaluates the effectiveness and adequacy of the Company's internal control framework based on reports prepared by Internal Audit, external auditors and any other relevant authority. Internal Audit in turn, ensures that recommendations to improve the effectiveness of the Company's internal controls, risk management and governance processes are addressed in a timely manner.

**CHUBB INSURANCE MALAYSIA BERHAD**  
(formerly known as ACE Jerneh Insurance Berhad)  
(Incorporated in Malaysia)

**DIRECTORS' REPORT**  
**FOR THE FINANCIAL YEAR ENDED 31 DECEMBER 2016 (CONTINUED)**

**CORPORATE GOVERNANCE (CONTINUED)**

Remuneration Policy

Remuneration systems form a key component of the governance and incentive structure through which the Board and Senior Management (including Chief Executive Officer and Senior Officers) drive performance, convey acceptable risk taking behaviour and reinforce the Company's corporate and risk culture. Senior Officers including 4 Head of Business Line and 11 Head of Support Function.

The overall Remuneration system of the Company is guided by the following principles:-

- (a) It is subject to the Board's active oversight to ensure that it operates as intended.
- (b) It is in line with the business and risk strategies, corporate values and long-term interests of the Company.
- (c) It is designed and implemented with input from Control Functions and the Board Risk Management Committee ("RMC") to ensure that risk exposure and risk outcomes are adequately considered.
- (d) It must not threaten the Company's ability to maintain adequate capital base.
- (e) It must be sustainable according to the financial condition of the Company as a whole and justified on the basis of Company performance, the business unit and the individual concerned.
- (f) It must be appropriate to the nature, scale and complexity of the role, function or service performed.
- (g) Remuneration decisions must not be made and/or approved by a beneficiary of that decision.

The Remuneration system of the Company is linked to its risk management framework in that it is consistent with the Risk Appetite and the long-term strategy of the Company. The Remuneration for individuals within the Company must be aligned with prudent risk-taking and appropriately adjusted for risks.

This includes ensuring that:

- (a) Remuneration is adjusted to account for all types of risk, and must be determined by both quantitative measures and qualitative judgement;
- (b) The size of the bonus pool is linked to the overall performance of the Company;
- (c) Incentive payments are linked to the contribution of the individual and business unit to the overall performance of the Company;
- (d) Bonuses are not guaranteed, except in the context of sign-on bonuses;

**CHUBB INSURANCE MALAYSIA BERHAD**  
(formerly known as ACE Jerneh Insurance Berhad)  
(Incorporated in Malaysia)

**DIRECTORS' REPORT**  
**FOR THE FINANCIAL YEAR ENDED 31 DECEMBER 2016 (CONTINUED)**

**CORPORATE GOVERNANCE (CONTINUED)**

Remuneration Policy (continued)

- (e) For members of Senior Management & Other Material Risk Takers:
- (i) a portion of Remuneration consists of variable Remuneration to be paid on the basis of individual, business-unit and institution-wide measures that adequately assess performance; and
  - (ii) the variable portion of Remuneration increases along with the individual's level of accountability.

The Company participates in industry salary and benefits surveys and are guided by the results arising from these surveys as it is a comparative measure of market competitiveness and alignment.

The Remuneration for each member of Senior Management & Other Material Risk Taker is approved by the Board annually.

**Methodology for Determining Remuneration**

The Company engages in an enterprise wide Performance Planning and Review process ("PPR"). This annual performance review consists of the following:

- (a) establishing the financial, business and development objectives for each department;
- (b) evaluating the results, work skills and competencies; and
- (c) developing appropriate skills and knowledge for current roles and future progression.

This process consists of a series of review conversations between managers and staff completed during the first quarter of each year. The process provides an opportunity for staff to set individual objectives which are aligned to business objectives. Performance achievements are acknowledged and compared against the prior year's target. Development needs are also discussed with individual objectives linked to the business and strategic unit objectives for the Company. Recommendations for reward and recognition arise from this process and are put forward by the relevant divisional and departmental heads.

These performance reviews and recommendations are collated by the Head of Human Resources ("HR") and reviewed in consultation with the CEO. The CEO and Head of HR will review the remuneration recommendations and may consider adjustments, being guided by the assessments of the effectiveness and contributions of the individual concerned and taking into account any salary alignments to the market which is deemed critical. The CEO and Head of HR shall ensure that the Remuneration packages of the Company are competitive and consistent with the Company's culture, objectives and remuneration strategy.

**CHUBB INSURANCE MALAYSIA BERHAD**  
 (formerly known as ACE Jerneh Insurance Berhad)  
 (Incorporated in Malaysia)

**DIRECTORS' REPORT**  
**FOR THE FINANCIAL YEAR ENDED 31 DECEMBER 2016 (CONTINUED)**

**CORPORATE GOVERNANCE (CONTINUED)**

Remuneration Policy (continued)

The Company adopts a multi-year framework to measure the performance of members of Senior Management & Other Material Risk Takers. Such a framework provides for:

- (a) the deferment of payment of a portion of variable remuneration to the extent that risks are realised over long periods, with these deferred portions increasing along with the individual's level of accountability;
- (b) the calibration of an appropriate mix of cash, shares, share-linked instruments, and other forms of remuneration to reflect risk alignment; and
- (c) adjustments to the vested and unvested portions of variable remuneration (through malus, clawbacks and other reversals or downward revaluations of awards) in the event of bad performance of the business unit attributable to the individual or if he commits serious legal, regulatory or internal policy breaches.

To promote behaviours that are aligned to the intended effects of incentive structures, the Company ensures that:

- (a) variables used to measure risk and performance outcomes of an individual relate closely to the level of accountability of that individual;
- (b) the determination of performance measures and variable remuneration considers that certain indicators (such as share prices) may be influenced in the short term by factors like market sentiment or general economic conditions which are not specifically related to the Company's performance or an individual's actions, and the use of such indicators does not create incentives for individuals to take on excessive risk in the short term; and
- (c) members of Senior Management & Other Material Risk Takers commit not to undertake activities (such as personal hedging strategies and liability-related insurance) that will undermine the risk alignment effects embedded in their remuneration.

To safeguard the independence and authority of individuals engaged in Control Functions, the Company must ensure that the Remuneration of such individuals is based principally on the achievement of Control Functions objectives, and determined in a manner that is independent from the business lines they oversee. To achieve this:

- (a) Remuneration for employees in Control Functions are structured in a way that is principally based on the achievement of their control objectives and does not compromise their independence.
- (b) Due care is exercised to preserve a clear distinction between performance measures of staff responsible for Control Functions and the performance of any business unit.
- (c) The Board/Remuneration Committee is actively involved in the performance reviews of individuals primarily responsible for Control Functions.

|             |   |
|-------------|---|
| Company No. |   |
| 9827        | A |

CHUBB INSURANCE MALAYSIA BERHAD  
(formerly known as ACE Jerneh Insurance Berhad)  
(Incorporated in Malaysia)

DIRECTORS' REPORT  
FOR THE FINANCIAL YEAR ENDED 31 DECEMBER 2016 (CONTINUED)

DIRECTORS' BENEFITS

Since the end of the previous financial year, no Director of the Company has received or become entitled to receive any benefit (other than the Directors' remuneration) by reason of a contract made by the Company or a related corporation with the Director or with a firm of which the Director is a member, or with a company in which the Director has a substantial financial interest.

Neither during nor at the end of the financial year was the Company a party to any arrangement whose object is to enable the Directors of the Company to acquire benefits by means of the acquisition of shares in, or debentures of, the Company or any other body corporate.

DIRECTORS' INTERESTS IN SHARES

According to the Register of Directors' Shareholdings required to be kept under Section 59 of the Companies Act, 2016, none of the Directors in office at the end of the financial year held any interest in shares in, or debentures of the Company or its related corporations during the financial year.

DIRECTORS' REMUNERATION

The Directors' remuneration and other emoluments during the financial year are as follows:

|  | RM'000       |
|--|--------------|
| Directors' fees                          | 694          |
| Directors' other emoluments*             | 3,651        |
| Insurance premium effected for Directors | 59           |
|  | <u>4,404</u> |

\* Included in Directors' emoluments are benefits-in-kind (based on estimated value) of RM28,450.

RESTRICTED SHARE OPTION PLAN

Under Chubb's long term incentive plan, restrictive share options were granted to eligible employees of the Company. The exercisable price of these options is the fair market value at issue date. These options vest at various dates over a 3 year period from the grant date and any unvested options are cancelled on termination of employment. This plan is a group scheme with expenses incurred under the scheme charged out by Chubb to the Company on an annual basis. Any option not exercised or cancelled pursuant to the terms of plan will be forfeited by the tenth anniversary from the date of grant.

Company No.

|      |   |
|------|---|
| 9827 | A |
|------|---|

CHUBB INSURANCE MALAYSIA BERHAD  
(formerly known as ACE Jerneh Insurance Berhad)  
(Incorporated in Malaysia)

DIRECTORS' REPORT  
FOR THE FINANCIAL YEAR ENDED 31 DECEMBER 2016 (CONTINUED)

RESTRICTED SHARE OPTION PLAN (CONTINUED)

Movements in the number of share options outstanding and their related weighted average exercise prices are as follows:

|                                | <u>Average exercise<br/>price per share</u> | <u>Share<br/>options</u> |
|--------------------------------|---|--------------------------|
|                                | RM  | Units                    |
| At beginning of financial year |   | 30,074                   |
| Granted                        | 506.74                                      | 8,111                    |
| Forfeited                      | 455.29                                      | (4,021)                  |
| Exercised                      | 529.34                                      | (1,692)                  |
| Expiration                     |   | (696)                    |
| Transferred out                |   | (497)                    |
| Transferred in                 |   | 297                      |
| At end of financial year       |   | <u>31,576</u>            |

Out of the 31,576 outstanding options, 18,173 options were exercisable. Options granted in 2016 resulted in 8,111 shares options being issued at exercise price of RM506.74 each. 1,692 options were exercised in 2016 at exercise price of RM529.34.

Share options outstanding at the end of the financial year have the following expiry date and exercise prices:

|      | <u>Exercise price<br/>per share</u> | <u>Share options<br/>2016</u> |
|------|-------------------------------------|-------------------------------|
|      | RM                                  | Units                         |
| 2015 | 190.39                              | -                             |
| 2016 | 241.41                              | -                             |
| 2017 | 240.29                              | 86                            |
| 2018 | 258.01                              | 1,660                         |
| 2019 | 164.83                              | 160                           |
| 2020 | 215.60                              | 1,445                         |
| 2021 | 268.12                              | 2,860                         |
| 2022 | 313.96                              | 2,768                         |
| 2023 | 365.49                              | 3,758                         |
| 2024 | 414.16                              | 5,244                         |
| 2025 | 491.29                              | 6,232                         |
| 2026 | 506.74                              | 7,363                         |
|      |                                     | <u>31,576</u>                 |

The weighted average fair value of options granted during the financial year determined using the Black-Scholes valuation model was RM89.54 per option. The significant inputs into the model were share price of RM506.74, at the grant date, the exercise price shown above, volatility of 24.00%, dividend yield of 2.26%, an expected option life of 5 years and on annual risk-free interest rate of 1.24%. The volatility measured at the standard deviation of continuously compounded share returns is based on statistical analysis of daily share prices over the last three years. Details of restricted share option plan are set out in Note 13 to the financial statements.

**CHUBB INSURANCE MALAYSIA BERHAD**  
(formerly known as ACE Jerneh Insurance Berhad)  
(Incorporated in Malaysia)

**DIRECTORS' REPORT**  
**FOR THE FINANCIAL YEAR ENDED 31 DECEMBER 2016 (CONTINUED)**

**STATUTORY INFORMATION ON THE FINANCIAL STATEMENTS**

- (a) Before the financial statements of the Company were made out, the Directors took reasonable steps:
- (i) to ascertain that there was adequate provision for its insurance liabilities in accordance with the valuation methods specified in Part D of the Risk-Based Capital ("RBC") Framework for insurers issued by Bank Negara Malaysia ("BNM") pursuant to Section 47(1) of the Financial Services Act, 2013;
  - (ii) to ascertain that proper action had been taken in relation to the writing off of bad debts and the making of allowance for doubtful debts and satisfied themselves that all known bad debts had been written off and that adequate allowance had been made for doubtful debts; and
  - (iii) to ensure that any current assets, other than debts, which were unlikely to realise in the ordinary course of business, their values as shown in the accounting records had been written down to an amount which they might be expected so to realise.
- (b) At the date of this report, the Directors are not aware of any circumstances which would render:
- (i) the amount written off for bad debts or the amount of the allowance for doubtful debts in the financial statements of the Company inadequate to any substantial extent; and
  - (ii) the values attributed to the current assets in the financial statements of the Company misleading.
- (c) At the date of this report, the Directors are not aware of any circumstances which have arisen which would render adherence to the existing method of valuation of assets or liabilities of the Company misleading or inappropriate.
- (d) At the date of this report, the Directors are not aware of any circumstances not otherwise dealt with in this report or financial statements of the Company which would render any amount stated in the financial statements misleading.
- (e) As at the date of this report, there does not exist:
- (i) any charge on the assets of the Company which has arisen since the end of the financial year which secures the liabilities of any other person; or
  - (ii) any contingent liability of the Company which has arisen since the end of the financial year.

**CHUBB INSURANCE MALAYSIA BERHAD**  
(formerly known as ACE Jerneh Insurance Berhad)  
(Incorporated in Malaysia)

**DIRECTORS' REPORT**  
**FOR THE FINANCIAL YEAR ENDED 31 DECEMBER 2016 (CONTINUED)**

**STATUTORY INFORMATION ON THE FINANCIAL STATEMENTS (CONTINUED)**

(f) In the opinion of the Directors:

- (i) no contingent or other liability has become enforceable or is likely to become enforceable within the period of twelve months after the end of the financial year which will or may affect the ability of the Company to meet its obligations when they fall due;
- (ii) no item, transaction or event of a material and unusual nature has arisen in the interval between the end of the financial year and the date of this report which is likely to affect substantially the results of the operations of the Company for the financial year in which this report is made; and
- (iii) the results of the operations of the Company during the financial year were not substantially affected by any item, transaction or event of a material and unusual nature.

For the purpose of paragraphs (e) and (f), contingent and other liabilities do not include liabilities arising from contracts of insurance underwritten in the ordinary course of business of the Company.

**ULTIMATE HOLDING COMPANY**

The Directors regard Chubb Limited, a company incorporated in Zurich, Switzerland, as the ultimate holding company.


**AUDITORS' REMUNERATION**

The auditors' remuneration for financial year ended 31 December 2016 amounted to RM389,172.


**AUDITORS**

The auditors, PricewaterhouseCoopers, have expressed their willingness to continue in office.

Signed on behalf of the Board of Directors in accordance with their resolution dated 23 March 2017.



OLIVIER BOUCHARD  
DIRECTOR



STEPHEN BARRY CROUCH  
DIRECTOR

Kuala Lumpur



Company No.

9827


A

**CHUBB INSURANCE MALAYSIA BERHAD**  
(formerly known as ACE Jerneh Insurance Berhad)  
(Incorporated in Malaysia)

**STATEMENT BY DIRECTORS PURSUANT TO  
SECTION 251(2) OF THE COMPANIES ACT, 2016**

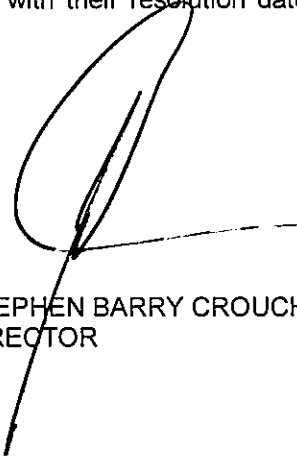
We, Olivier Bouchard and Stephen Barry Crouch, two of the Directors of Chubb Insurance Malaysia Berhad (formerly known as ACE Jerneh Insurance Berhad), state that, in the opinion of the Directors, the financial statements set out on pages 20 to 97 are drawn up so as to give a true and fair view of the state of affairs of the Company as at 31 December 2016 and of the results and cash flows of the Company for the financial year ended on that date in accordance with the Malaysian Financial Reporting Standards, International Financial Reporting Standards and the requirements of the Companies Act, 1965 in Malaysia.

Signed on behalf of the Board of Directors in accordance with their resolution dated 23 March 2017.



OLIVIER BOUCHARD  
DIRECTOR

Kuala Lumpur



STEPHEN BARRY CROUCH  
DIRECTOR

Company No.

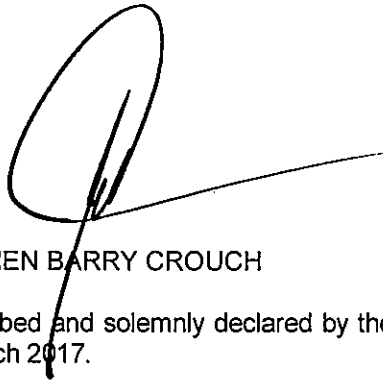
9827

A

**CHUBB INSURANCE MALAYSIA BERHAD**  
(formerly known as ACE Jerneh Insurance Berhad)  
(Incorporated in Malaysia)

**STATUTORY DECLARATION PURSUANT TO  
SECTION 251(1) OF THE COMPANIES ACT, 2016**

I, Stephen Barry Crouch, being the officer primarily responsible for the financial management of Chubb Insurance Malaysia Berhad (formerly known as ACE Jerneh Insurance Berhad), do solemnly and sincerely declare that the financial statements set out on pages 20 to 97 are, in my opinion, correct and I make this solemn declaration conscientiously believing the same to be true and by virtue of the provisions of the Statutory Declarations Act, 1960.



STEPHEN BARRY CROUCH

Subscribed and solemnly declared by the named above at Kuala Lumpur in Malaysia before me, on 23 March 2017.

COMMISSIONER FOR OATHS

No. W292

Mohd Zainal  
Abiddin Bin  
Mohd Zainuddin

★ MALAYSIA ★

Lot 1.68, 1<sup>st</sup> Floor,  
Wisma Cosway, Jalan Raja Chulan  
50200 Kuala Lumpur.  
Tel: 03-91725900  
HP: 012-3766796



INDEPENDENT AUDITORS' REPORT  
TO THE MEMBER OF CHUBB INSURANCE MALAYSIA BERHAD  
(formerly known as ACE Jerneh Insurance Berhad)  
(Incorporated in Malaysia)  
(Company No. 9827A)

REPORT ON THE AUDIT OF THE FINANCIAL STATEMENTS

Our opinion

In our opinion, the financial statements of Chubb Insurance Malaysia Berhad ("the Company") give a true and fair view of the financial position of the Company as at 31 December 2016, and of its financial performance and its cash flows for the year then ended in accordance with Malaysian Financial Reporting Standards, International Financial Reporting Standards and the requirements of the Companies Act, 1965 in Malaysia.

What we have audited

We have audited the financial statements of the Company, which comprise the statement of financial position as at 31 December 2016, and the statement of profit or loss, statement of comprehensive income, statement of changes in equity and statement of cash flows for the year then ended, and notes to the financial statements, including a summary of significant accounting policies, as set out on pages 20 to 97.

Basis for opinion

We conducted our audit in accordance with approved standards on auditing in Malaysia and International Standards on Auditing. Our responsibilities under those standards are further described in the "Auditors' responsibilities for the audit of the financial statements" section of our report.

We believe that the audit evidence we have obtained is sufficient and appropriate to provide a basis for our opinion.

Independence and other ethical responsibilities

We are independent of the Company in accordance with the By-Laws (on Professional Ethics, Conduct and Practice) of the Malaysian Institute of Accountants ("By-Laws") and the International Ethics Standards Board for Accountants' Code of Ethics for Professional Accountants ("IESBA Code"), and we have fulfilled our other ethical responsibilities in accordance with the By-Laws and the IESBA Code.



**INDEPENDENT AUDITORS' REPORT  
TO THE MEMBERS OF CHUBB INSURANCE MALAYSIA BERHAD (CONTINUED)**  
(formerly known as ACE Jerneh Insurance Berhad)  
(Incorporated in Malaysia)  
(Company No. 9827A)

**REPORT ON THE AUDIT OF THE FINANCIAL STATEMENTS (CONTINUED)**

**Information other than the financial statements and auditors' report thereon**

The directors of the Company are responsible for the other information. The other information comprises Directors' Report, but does not include the financial statements of the Company and our auditors' report thereon.

Our opinion on the financial statements of the Company does not cover the other information and we do not express any form of assurance conclusion thereon.

In connection with our audit of the financial statements of the Company, our responsibility is to read the other information and, in doing so, consider whether the other information is materially inconsistent with the financial statements of the Company or our knowledge obtained in the audit or otherwise appears to be materially misstated.

If, based on the work we have performed, we conclude that there is a material misstatement of this other information, we are required to report that fact. We have nothing to report in this regard.

**Responsibilities of the directors for the financial statements**

The directors of the Company are responsible for the preparation of the financial statements of the Company that give a true and fair view in accordance with Malaysian Financial Reporting Standards, International Financial Reporting Standards and the requirements of the Companies Act, 1965 in Malaysia. The directors are also responsible for such internal control as the directors determine is necessary to enable the preparation of financial statements of the Company that are free from material misstatement, whether due to fraud or error.

In preparing the financial statements of the Company, the directors are responsible for assessing the Company's ability to continue as a going concern, disclosing, as applicable, matters related to going concern and using the going concern basis of accounting unless the directors either intend to liquidate the Company or to cease operations, or have no realistic alternative but to do so.



INDEPENDENT AUDITORS' REPORT  
TO THE MEMBERS OF CHUBB INSURANCE MALAYSIA BERHAD (CONTINUED)  
(formerly known as ACE Jerneh Insurance Berhad)  
(Incorporated in Malaysia)  
(Company No. 9827A)

REPORT ON THE AUDIT OF THE FINANCIAL STATEMENTS (CONTINUED)

Auditors' responsibilities for the audit of the financial statements

Our objectives are to obtain reasonable assurance about whether the financial statements of the Company as a whole are free from material misstatement, whether due to fraud or error, and to issue an auditors' report that includes our opinion. Reasonable assurance is a high level of assurance, but is not a guarantee that an audit conducted in accordance with approved standards on auditing in Malaysia and International Standards on Auditing will always detect a material misstatement when it exists. Misstatements can arise from fraud or error and are considered material if, individually or in the aggregate, they could reasonably be expected to influence the economic decisions of users taken on the basis of these financial statements.

As part of an audit in accordance with approved standards on auditing in Malaysia and International Standards on Auditing, we exercise professional judgement and maintain professional scepticism throughout the audit. We also:

- (a) Identify and assess the risks of material misstatement of the financial statements of the Company, whether due to fraud or error, design and perform audit procedures responsive to those risks, and obtain audit evidence that is sufficient and appropriate to provide a basis for our opinion. The risk of not detecting a material misstatement resulting from fraud is higher than for one resulting from error, as fraud may involve collusion, forgery, intentional omissions, misrepresentations, or the override of internal control.
- (b) Obtain an understanding of internal control relevant to the audit in order to design audit procedures that are appropriate in the circumstances, but not for the purpose of expressing an opinion on the effectiveness of the Company's internal control.
- (c) Evaluate the appropriateness of accounting policies used and the reasonableness of accounting estimates and related disclosures made by the directors.
- (d) Conclude on the appropriateness of the directors' use of the going concern basis of accounting and, based on the audit evidence obtained, whether a material uncertainty exists related to events or conditions that may cast significant doubt on the Company's ability to continue as a going concern. If we conclude that a material uncertainty exists, we are required to draw attention in our auditors' report to the related disclosures in the financial statements of the Company or, if such disclosures are inadequate, to modify our opinion. Our conclusions are based on the audit evidence obtained up to the date of our auditors' report. However, future events or conditions may cause the Company to cease to continue as a going concern.
- (e) Evaluate the overall presentation, structure and content of the financial statements of the Company, including the disclosures, and whether the financial statements represent the underlying transactions and events in a manner that achieves fair presentation.



INDEPENDENT AUDITORS' REPORT  
TO THE MEMBERS OF CHUBB INSURANCE MALAYSIA BERHAD (CONTINUED)  
(formerly known as ACE Jerneh Insurance Berhad)  
(Incorporated in Malaysia)  
(Company No. 9827A)

REPORT ON THE AUDIT OF THE FINANCIAL STATEMENTS (CONTINUED)

Auditors' responsibilities for the audit of the financial statements (continued)

We communicate with the directors regarding, among other matters, the planned scope and timing of the audit and significant audit findings, including any significant deficiencies in internal control that we identify during our audit.

REPORT ON OTHER LEGAL AND REGULATORY REQUIREMENTS

In accordance with the requirements of the Companies Act, 1965 in Malaysia, we also report that, in our opinion, the accounting and other records and the registers required by the Act to be kept by the Company have been properly kept in accordance with the provisions of the Act.

OTHER MATTERS

This report is made solely to the members of the Company, as a body, in accordance with Section 174 of the Companies Act, 1965 in Malaysia and for no other purpose. We do not assume responsibility to any other person for the content of this report.

PRICEWATERHOUSECOOPERS  
(No. AF: 1146)  
Chartered Accountants

MANJIT SINGH A/L HAJANDER SINGH  
(No.2954/03/17 (J))  
Chartered Accountant

Kuala Lumpur  
23 March 2017

Company No.

|      |   |
|------|---|
| 9827 | A |
|------|---|

**CHUBB INSURANCE MALAYSIA BERHAD**  
(formerly known as ACE Jerneh Insurance Berhad)  
(Incorporated in Malaysia)

**STATEMENT OF FINANCIAL POSITION**  
**AS AT 31 DECEMBER 2016**

|   | <u>Note</u> | <u>2016</u><br>RM'000   | <u>2015</u><br>RM'000   |
|---|-------------|-------------------------|-------------------------|
| <b>ASSETS</b>                                 |             |                         |                         |
| Property and equipment                        | 4           | 57,430                  | 60,541                  |
| Intangible assets                             | 5           | 5,574                   | 6,217                   |
| Investments                                   |             |                         |                         |
| - Available-for-sale financial assets ("AFS") | 6           | 1,054,438               | 938,688                 |
| Reinsurance assets                            | 7           | 242,249                 | 371,456                 |
| Insurance receivables                         | 8           | 177,034                 | 169,321                 |
| Other receivables                             | 9           | 70,154                  | 79,513                  |
| Deferred tax assets                           | 16          | 15,362                  | 11,523                  |
| Current tax assets                            |             | 17,473                  | 13,080                  |
| Cash and cash equivalents                     |             | 283,052                 | 240,451                 |
| <b>Total assets</b>                           |             | <u><u>1,922,766</u></u> | <u><u>1,890,790</u></u> |
| <b>EQUITY AND LIABILITIES</b>                 |             |                         |                         |
| Share capital                                 | 10          | 100,000                 | 100,000                 |
| Retained earnings                             | 11          | 620,689                 | 524,595                 |
| Available-for-sale fair value reserves        | 12          | (2,390)                 | (3,866)                 |
| Equity reserve                                | 13          | 6,040                   | 4,307                   |
| <b>Total equity</b>                           |             | <u><u>724,339</u></u>   | <u><u>625,036</u></u>   |
| Insurance contract liabilities                | 14          | 999,266                 | 1,076,844               |
| Investment contract liabilities               | 15          | 1,135                   | 1,048                   |
| Insurance payables                            | 17          | 66,104                  | 84,265                  |
| Other payables                                | 18          | 131,922                 | 103,597                 |
| <b>Total liabilities</b>                      |             | <u><u>1,198,427</u></u> | <u><u>1,265,754</u></u> |
| <b>Total equity and liabilities</b>           |             | <u><u>1,922,766</u></u> | <u><u>1,890,790</u></u> |

The accompanying notes form an integral part of these financial statements.

Company No.

|      |   |
|------|---|
| 9827 | A |
|------|---|

**CHUBB INSURANCE MALAYSIA BERHAD**  
(formerly known as ACE Jerneh Insurance Berhad)  
(Incorporated in Malaysia)

**INCOME STATEMENT**  
**FOR THE FINANCIAL YEAR ENDED 31 DECEMBER 2016**

|  | <u>Note</u> | <u>2016</u><br>RM'000 | <u>2015</u><br>RM'000 |
|--|-------------|-----------------------|-----------------------|
| Gross earned premiums                              | 19(a)       | 934,834               | 875,647               |
| Premiums ceded to reinsurers                       | 19(b)       | (232,826)             | (227,110)             |
| <b>Net earned premiums</b>                         |             | <u>702,008</u>        | <u>648,537</u>        |
| Investment income                                  | 20          | 50,409                | 49,668                |
| Realised gains/(losses)                            | 21          | 301                   | (11,373)              |
| Commission income                                  | 22          | 58,211                | 63,765                |
| Other operating income                             |             | 802                   | 745                   |
| <b>Net income</b>                                  |             | <u>109,723</u>        | <u>102,805</u>        |
| <b>Total revenue</b>                               |             | <u>811,731</u>        | <u>751,342</u>        |
| Gross claims paid                                  |             | (499,940)             | (332,153)             |
| Claims ceded to reinsurers                         |             | 191,258               | 96,421                |
| Gross change to contract liabilities               |             | 101,112               | (97,990)              |
| Change in contract liabilities ceded to reinsurers |             | (123,464)             | 50,134                |
| <b>Net claims incurred</b>                         |             | <u>(331,034)</u>      | <u>(283,588)</u>      |
| Commission expense                                 |             | (134,474)             | (125,392)             |
| Management expenses                                | 23          | (216,701)             | (179,063)             |
| <b>Total other expenses</b>                        |             | <u>(351,175)</u>      | <u>(304,455)</u>      |
| <b>Profit before taxation</b>                      |             | <u>129,522</u>        | <u>163,299</u>        |
| Taxation   | 24          | (33,428)              | (40,829)              |
| <b>Profit for the financial year</b>               |             | <u>96,094</u>         | <u>122,470</u>        |
| Earnings per share (sen)                           |             |                       |                       |
| Basic  | 25          | <u>96.09</u>          | <u>122.47</u>         |

The accompanying notes form an integral part of these financial statements.



Company No.

|      |   |
|------|---|
| 9827 | A |
|------|---|

CHUBB INSURANCE MALAYSIA BERHAD  
(formerly known as ACE Jerneh Insurance Berhad)  
(Incorporated in Malaysia)

STATEMENT OF COMPREHENSIVE INCOME  
FOR THE FINANCIAL YEAR ENDED 31 DECEMBER 2016

|   | <u>2016</u><br>RM'000 | <u>2015</u><br>RM'000 |
|---|-----------------------|-----------------------|
| Profit for the financial year   | 96,094                | 122,470               |
| Other comprehensive income:   |                       |                       |
| <u>Items that may be subsequently reclassified to<br/>income statement:</u> |                       |                       |
| Available-for-sale fair value reserves                                      |                       |                       |
| Net gains/(losses) arising during the financial year                        | 2,024                 | (843)                 |
| Net realised (gains)/losses transferred to income statement                 | (15)                  | 738                   |
|   | <u>2,009</u>          | <u>(105)</u>          |
| Tax effects thereon (Note 16)   | (533)                 | 26                    |
|   | <u>1,476</u>          | <u>(79)</u>           |
| Total comprehensive income for the financial year                           | <u>97,570</u>         | <u>122,391</u>        |

The accompanying notes form an integral part of these financial statements.

Company No.

|      |   |
|------|---|
| 9827 | A |
|------|---|

**CHUBB INSURANCE MALAYSIA BERHAD**  
(formerly known as ACE Jerneh Insurance Berhad)  
(Incorporated in Malaysia)

**STATEMENT OF CHANGES IN EQUITY  
FOR THE FINANCIAL YEAR ENDED 31 DECEMBER 2016**

|  | <u>Share<br/>capital</u><br>RM'000 | <u>Equity<br/>reserve</u><br>RM'000 | <u>Non-<br/>distributable<br/>Fair value<br/>reserves</u><br>RM'000 | <u>Distributable<br/>Retained<br/>earnings</u><br>RM'000 | <u>Total<br/>equity</u><br>RM'000 |
|--|------------------------------------|-------------------------------------|---|--|-----------------------------------|
| At 1 January 2016                                    | 100,000                            | 4,307                               | (3,866)   | 524,595  | 625,036                           |
| Profit for the financial year                        | -                                  | -                                   | -   | 96,094   | 96,094                            |
| Other comprehensive income<br>for the financial year | -                                  | -                                   | 1,476   | -  | 1,476                             |
| Share-based long term<br>incentive plan vested       | -                                  | 1,733                               | -   | -  | 1,733                             |
| Share-based long term<br>incentive plan paid         | -                                  | -                                   | -   | -  | -                                 |
|  | -                                  | 1,733                               | -   | -  | 1,733                             |
| At 31 December 2016                                  | <u>100,000</u>                     | <u>6,040</u>                        | <u>(2,390)</u>  | <u>620,689</u>   | <u>724,339</u>                    |
| At 1 January 2015                                    | 100,000                            | 2,715                               | (3,787)   | 692,125  | 791,053                           |
| Profit for the financial year                        | -                                  | -                                   | -   | 122,470  | 122,470                           |
| Other comprehensive income<br>for the financial year | -                                  | -                                   | (79)  | -  | (79)                              |
| Dividend paid  | -                                  | -                                   | -   | (290,000)  | (290,000)                         |
| Share-based long term<br>incentive plan vested       | -                                  | 1,592                               | -   | -  | 1,592                             |
| Share-based long term<br>incentive plan paid         | -                                  | -                                   | -   | -  | -                                 |
|  | -                                  | 1,592                               | -   | -  | 1,592                             |
| At 31 December 2015                                  | <u>100,000</u>                     | <u>4,307</u>                        | <u>(3,866)</u>  | <u>524,595</u>   | <u>625,036</u>                    |

The accompanying notes form an integral part of these financial statements.

Company No.

|      |   |
|------|---|
| 9827 | A |
|------|---|

**CHUBB INSURANCE MALAYSIA BERHAD**  
(formerly known as ACE Jerneh Insurance Berhad)  
(Incorporated in Malaysia)

**STATEMENT OF CASH FLOWS**  
**FOR THE FINANCIAL YEAR ENDED 31 DECEMBER 2016**

|  | <u>Note</u> | <u>2016</u><br>RM'000 | <u>2015</u><br>RM'000 |
|--|-------------|-----------------------|-----------------------|
| <b>OPERATING ACTIVITIES</b>                                  |             |                       |                       |
| Cash generated from operating activities                     | 26          | 41,060                | 337,497               |
| Interest income received                                     |             | 45,480                | 51,317                |
| Dividend income received                                     |             | 99                    | 99                    |
| Income tax paid  |             | (42,193)              | (72,309)              |
|  |             | <hr/>                 | <hr/>                 |
| Net cash flows generated from operating activities           |             | 44,446                | 316,604               |
|  |             | <hr/>                 | <hr/>                 |
| <b>INVESTING ACTIVITIES</b>                                  |             |                       |                       |
| Proceeds from disposal of property and equipment             |             | 54                    | 201                   |
| Purchase of property and equipment                           | 4           | (1,298)               | (3,759)               |
| Purchase of intangibles assets                               | 5           | (601)                 | (6,459)               |
|  |             | <hr/>                 | <hr/>                 |
| Net cash flows used in investing activities                  |             | (1,845)               | (10,017)              |
|  |             | <hr/>                 | <hr/>                 |
| <b>FINANCING ACTIVITIES</b>                                  |             |                       |                       |
| Dividend paid  |             | -                     | (290,000)             |
|  |             | <hr/>                 | <hr/>                 |
| Net cash flows used in financing activities                  |             | -                     | (290,000)             |
|  |             | <hr/>                 | <hr/>                 |
| Net increase in cash and cash equivalents                    |             | 42,601                | 16,587                |
| Cash and cash equivalents at beginning of the financial year |             | 240,451               | 223,864               |
|  |             | <hr/>                 | <hr/>                 |
| Cash and cash equivalents at end of the financial year       |             | 283,052               | 240,451               |
|  |             | <hr/> <hr/>           | <hr/> <hr/>           |
| Cash and cash equivalents comprise:                          |             |                       |                       |
| Fixed and call deposits:                                     |             |                       |                       |
| - Licensed financial institutions in Malaysia                |             | 275,131               | 229,977               |
| Cash and bank balances                                       |             | 7,921                 | 10,474                |
|  |             | <hr/>                 | <hr/>                 |
|  |             | 283,052               | 240,451               |
|  |             | <hr/> <hr/>           | <hr/> <hr/>           |

The accompanying notes form an integral part of these financial statements.

Company No.

|      |   |
|------|---|
| 9827 | A |
|------|---|

**CHUBB INSURANCE MALAYSIA BERHAD**  
(formerly known as ACE Jerneh Insurance Berhad)  
(Incorporated in Malaysia)

**NOTES TO THE FINANCIAL STATEMENTS  
FOR THE FINANCIAL YEAR ENDED 31 DECEMBER 2016**

**1 PRINCIPAL ACTIVITY AND GENERAL INFORMATION**

The Company is principally engaged in the underwriting of all classes of general insurance business. There has been no significant change in the nature of this activity during the financial year.

The Company is a public limited liability company, incorporated and domiciled in Malaysia.

The Directors regard Chubb Limited, a company incorporated in Zurich, Switzerland, as the ultimate holding company of the Company.

During June 2016, the name of the Company was changed from ACE Jerneh Insurance Berhad to Chubb Insurance Malaysia Berhad.

The financial statements were authorised for issue by the Board of Directors in accordance with a resolution of the Directors on 23 March 2017.

**2 SIGNIFICANT ACCOUNTING POLICIES**

The following accounting policies have been used consistently in dealing with items which are considered material in relation to the financial statements.

**(a) Basis of preparation**

The financial statements of the Company have been prepared in accordance with the Malaysian Financial Reporting Standards ("MFRS"), International Financial Reporting Standards, and comply with the requirements of the Companies Act, 1965 in Malaysia.

The financial statements of the Company have also been prepared under the historical cost basis, except otherwise stated in these significant accounting policies. The Company has met the minimum capital requirements as prescribed by the RBC Framework as at the date of the statement of financial position.

The preparation of financial statements in conformity with MFRS requires the use of certain critical accounting estimates and assumptions that affect the reported amounts of assets and liabilities and disclosure of contingent assets and liabilities at the date of the financial statements, and the reported amounts of revenues and expenses during reported financial year. It also requires Directors to exercise their judgment in the process of applying the Company's accounting policies. Although these estimates are based on the Directors' best knowledge of current events and actions, actual results may differ from estimates.

The areas involving a higher degree of judgment or complexity, or areas where assumptions and estimates are significant to the financial statements are disclosed in Note 3 to the financial statements.

The financial statements are presented in Ringgit Malaysia ("RM"), which is also the Company's functional currency. Unless otherwise indicated, the amounts in these financial statements have been rounded to the nearest thousand.

**CHUBB INSURANCE MALAYSIA BERHAD**  
(formerly known as ACE Jerneh Insurance Berhad)  
(Incorporated in Malaysia)

**NOTES TO THE FINANCIAL STATEMENTS**  
**FOR THE FINANCIAL YEAR ENDED 31 DECEMBER 2016 (CONTINUED)**

**2 SIGNIFICANT ACCOUNTING POLICIES (CONTINUED)**

**(a) Basis of preparation (continued)**

**(i) Standards, amendments to published standards and interpretations to existing standards that are applicable to the Company and are effective.**

The relevant new accounting standards, amendments and improvements to published standards and interpretations to existing accounting standards that are effective and applicable for the Company's financial year beginning on or after 1 January 2016 are as follows:

- (i) Annual Improvements to MFRS 2012 - 2014 Cycle
- (ii) Amendments to MFRS 101 "Presentation of Financial Statements" – Disclosure Initiative

The adoption of these annual improvements did not give rise to any material financial impact to the Company.

**(ii) Standards, amendments to published standards and interpretations to existing standards that are applicable to the Company but not yet effective.**

A number of new standards and amendments to standards and interpretations are effective for financial year beginning after 1 January 2016. None of these is expected to have significant effect on the financial statements of the company, except the following set out below:

- Amendments to MFRS 112 "Income Taxes - Recognition of Deferred Tax Assets for Unrealised Losses" (effective from 1 January 2017). The amendments clarify the requirements for recognising deferred tax assets on unrealised losses arising from deductible temporary difference on asset carried at fair value.

In addition, in evaluating whether an entity will have sufficient taxable profits in future periods against which deductible temporary differences can be utilised, the amendments require an entity to compare the deductible temporary differences with future taxable profits that excludes tax deductions resulting from the reversal of those temporary differences.

The amendments shall be applied retrospectively.

- Amendments to MFRS 107 "Statements of Cash Flows" (effective from 1 January 2017). The amendments introduce additional disclosure which require an entity to evaluate changes in liabilities arising from financing activities.

Company No.

|      |   |
|------|---|
| 9827 | A |
|------|---|

CHUBB INSURANCE MALAYSIA BERHAD  
(formerly known as ACE Jerneh Insurance Berhad)  
(Incorporated in Malaysia)

NOTES TO THE FINANCIAL STATEMENTS  
FOR THE FINANCIAL YEAR ENDED 31 DECEMBER 2016 (CONTINUED)

2 SIGNIFICANT ACCOUNTING POLICIES (CONTINUED)

(a) Basis of preparation (continued)

**(ii) Standards, amendments to published standards and interpretations to existing standards that are applicable to the Company but not yet effective.(continued)**

- MFRS 9 'Financial Instruments' (effective from 1 January 2018) will replace MFRS 139 'Financial Instruments: Recognition and Measurement'.

MFRS 9 retains but simplifies the mixed measurement model in MFRS 139 and establishes three primary measurement categories for financial assets: amortised cost, fair value through profit or loss and fair value through other comprehensive income ('OCI'). The basis of classification depends on the entity's business model and the cash flow characteristics of the financial asset. Investments in equity instruments are always measured at fair value through profit or loss with an irrevocable option at inception to present changes in fair value in OCI (provided the instrument is not held for trading). A debt instrument is measured at amortised cost only if the entity is holding it to collect contractual cash flows and the cash flows represent principal and interest.

For liabilities, the standard retains most of the MFRS 139 requirements. These include amortised cost accounting for most financial liabilities, with bifurcation of embedded derivatives. The main change is that, in cases where the fair value option is taken for financial liabilities, the part of a fair value change due to an entity's own credit risk is recorded in other comprehensive income rather than the income statement, unless this creates an accounting mismatch.

MFRS 9 introduces an expected credit loss model on impairment for all financial assets that replaces the incurred loss impairment model used in MFRS 139. The expected credit loss model is forward-looking and eliminates the need for a trigger event to have occurred before credit losses are recognised.

**CHUBB INSURANCE MALAYSIA BERHAD**  
(formerly known as ACE Jerneh Insurance Berhad)  
(Incorporated in Malaysia)

**NOTES TO THE FINANCIAL STATEMENTS**  
**FOR THE FINANCIAL YEAR ENDED 31 DECEMBER 2016 (CONTINUED)**

**2 SIGNIFICANT ACCOUNTING POLICIES (CONTINUED)**

(a) Basis of preparation (continued)

**(ii) Standards, amendments to published standards and interpretations to existing standards that are applicable to the Company but not yet effective.(continued)**

- MFRS 15 'Revenue from Contracts with Customers' (effective from 1 January 2018) replaces MFRS 118 'Revenue' and MFRS 111 'Construction Contracts' and related interpretations. The core principle in MFRS 15 is that an entity recognises revenue to depict the transfer of promised goods or services to the customer in an amount that reflects the consideration to which the entity expects to be entitled in exchange for those goods or services.

Revenue is recognised when a customer obtains control of goods or services, i.e. when the customer has the ability to direct the use of and obtain the benefits from the goods or services.

A new five-step process is applied before revenue can be recognised:

- Identify contracts with customers;
- Identify the separate performance obligations;
- Determine the transaction price of the contract;
- Allocate the transaction price to each of the separate performance obligations; and
- Recognise the revenue as each performance obligation is satisfied.

Key provisions of the new standard are as follows:

- Any bundled goods or services that are distinct must be separately recognised, and any discounts or rebates on the contract price must generally be allocated to the separate elements.
- If the consideration varies (such as for incentives, rebates, performance fees, royalties, success of an outcome etc), minimum amounts of revenue must be recognised if they are not at significant risk of reversal.
- The point at which revenue is able to be recognised may shift: some revenue which is currently recognised at a point in time at the end of a contract may have to be recognised over the contract term and vice versa.
- There are new specific rules on licenses, warranties, non-refundable upfront fees, and consignment arrangements, to name a few.
- As with any new standard, there are also increased disclosures.

|      |   |
|------|---|
| 9827 | A |
|------|---|

CHUBB INSURANCE MALAYSIA BERHAD  
(formerly known as ACE Jerneh Insurance Berhad)  
(Incorporated in Malaysia)

NOTES TO THE FINANCIAL STATEMENTS  
FOR THE FINANCIAL YEAR ENDED 31 DECEMBER 2016 (CONTINUED)

2 SIGNIFICANT ACCOUNTING POLICIES (CONTINUED)

(a) Basis of preparation (continued)

**(ii) Standards, amendments to published standards and interpretations to existing standards that are applicable to the Company but not yet effective.(continued)**

- MFRS 16 "Leases" (effective from 1 January 2019) supersedes MFRS 117 'Leases' and the related interpretations.

Under MFRS 16, a lease is a contract (or part of a contract) that conveys the right to control the use of an identified asset for a period of time in exchange for consideration.

MFRS 16 eliminates the classification of leases by the lessee as either finance leases (on balance sheet) or operating leases (off balance sheet). MFRS 16 requires a lessee to recognise a "right-of-use" of the underlying asset and a lease liability reflecting future lease payments for most leases.

The right-of-use asset is depreciated in accordance with the principle in MFRS 116 'Property, Plant and Equipment' and the lease liability is accreted over time with interest expense recognised in the income statement.

For lessors, MFRS 16 retains most of the requirements in MFRS 117. Lessors continue to classify all leases as either operating leases or finance leases and account for them differently.

The adoption of the amendments to MFRS 112 and MFRS 107 are not expected to give rise to any material financial impact to the Company except for disclosure. The Company is in the process of reviewing the financial impact arising from the requirements of MFRS 9 and MFRS 15, especially for MFRS 9, to identify critical issues and to design robust methodologies arising from the adoption of this standard. The Company expects this process to be completed prior to the respective effective dates.

(b) Property and equipment

(i) Measurement basis

Property and equipment are initially recorded at cost. These include expenditure that is directly attributable to the acquisition of the assets.

Subsequent costs are included in the asset's carrying amount or recognised as a separate asset, as appropriate, only when it is probable that future economic benefits associated with the asset will flow to the Company and the cost of the asset can be measured reliably. The carrying amount of the replaced part is derecognised. All other repairs and maintenance are charged to the income statement during the financial year in which they are incurred.

Subsequent to initial recognition, property and equipment are stated at cost less accumulated depreciation and accumulated impairment losses.



**CHUBB INSURANCE MALAYSIA BERHAD**  
(formerly known as ACE Jerneh Insurance Berhad)  
(Incorporated in Malaysia)

**NOTES TO THE FINANCIAL STATEMENTS**  
**FOR THE FINANCIAL YEAR ENDED 31 DECEMBER 2016 (CONTINUED)**

**2 SIGNIFICANT ACCOUNTING POLICIES (CONTINUED)**

(b) Property and equipment (continued)

(i) Measurement basis (continued)

Property and equipment are derecognised upon disposal or when no future economic benefits are expected from their use or disposal. On disposal, the difference between the net disposal proceeds and the carrying amount is recognised in the income statement.

(ii) Depreciation

Freehold land is not depreciated.

Depreciation is calculated using the straight-line basis to allocate the costs of other property and equipment to their residual values over the expected useful lives of the assets.

The expected useful lives of the property and equipment are as follows:

|  |              |
|--|--------------|
| Buildings                                | 50 years     |
| Computers                                | 3 - 10 years |
| Office equipment, furniture and fittings | 3 - 10 years |
| Motor vehicles                           | 5 years      |

The residual values and useful lives are reviewed, and adjusted if appropriate, at each reporting date.

Gains and losses on disposals are determined by comparing proceeds with carrying amounts and are credited or charged in the income statement.

(c) Intangible assets

*Computer software*

Acquired computer software licenses are capitalised on the basis of the costs incurred to acquire and bring in use the specific software.

Costs associated with maintaining computer software programmes are recognised as an expense incurred. Costs that are directly associated with the production of identifiable and unique software products controlled by the Company, and that will probably generate economic benefits exceeding costs beyond one year, are recognised as intangible assets. Direct costs include the software development employee costs and appropriate portion of relevant overheads.

Computer software costs recognised as assets are amortised over their estimated useful lives of 4 to 7 years.

|             |   |
|-------------|---|
| Company No. |   |
| 9827        | A |

CHUBB INSURANCE MALAYSIA BERHAD  
(formerly known as ACE Jerneh Insurance Berhad)  
(Incorporated in Malaysia)

NOTES TO THE FINANCIAL STATEMENTS  
FOR THE FINANCIAL YEAR ENDED 31 DECEMBER 2016 (CONTINUED)

2 SIGNIFICANT ACCOUNTING POLICIES (CONTINUED)

(d) Leases

A lease is an agreement whereby the lessor conveys to the lessee in return for a payment or series of payments the right to use an asset for an agreed period of time.

(i) Finance lease

A finance lease is a lease that transfers substantially all the risks and rewards incidental to ownership of an asset. Title may or may not eventually be transferred.

(ii) Operating lease

An operating lease is a lease other than a finance lease.

Operating lease income or operating lease rentals are credited or charged to the income statement on a straight line basis over the period of the lease.

(e) Financial instruments

A financial instrument is recognised in the financial statements when the Company becomes a party to the contractual provisions of the instrument.

(i) Financial instrument categories and measurements

(1) Investments

The Company classifies its investments into the following categories: fair value through profit or loss ("FVTPL"), held-to-maturity financial assets ("HTM"), available-for-sale financial assets ("AFS"), and loans and receivables ("LAR").

The classification depends on the purpose for which the investments were acquired or originated. Management determines the classification of its investments at initial recognition and re-evaluates this at every reporting date.

FVTPL

Financial assets at FVTPL include financial assets held for trading and those designated at fair value through profit or loss at inception. Investments typically bought with the intention to sell in the near future or they constitute part of the portfolio of identified securities which has evidence of actual pattern of short-term profit taking are classified as held-for-trading.

These investments are initially recorded at fair value. The gains or losses from the changes in fair value are recognised in the income statement.

CHUBB INSURANCE MALAYSIA BERHAD  
(formerly known as ACE Jerneh Insurance Berhad)  
(Incorporated in Malaysia)

NOTES TO THE FINANCIAL STATEMENTS  
FOR THE FINANCIAL YEAR ENDED 31 DECEMBER 2016 (CONTINUED)

2 SIGNIFICANT ACCOUNTING POLICIES (CONTINUED)

(e) Financial instruments (continued)

(i) Financial instrument categories and measurements (continued)

(1) Investments (continued)

HTM

Investment with fixed or determinable payments and fixed maturities are categorised as held-to-maturity when the Company has positive intention and ability to hold until maturity.

These investments are initially recognised at cost, being the fair value of the consideration paid for the acquisition of the investment plus transaction costs that are directly attributable to their acquisition. After initial measurement, HTM investments are measured at amortised cost, using the effective yield method, less impairment losses.

AFS

These investments are initially recorded at fair value plus transaction costs that are directly attributable to their acquisition. After initial measurement, AFS are re-measured at fair value at reporting date. Fair value gains or losses are recognised in other comprehensive income, except for impairment losses which are recognised in the income statement.

Fair value gains and losses of monetary securities denominated in foreign currency are analysed between translations differences resulting from changes in amortised cost of the security and other changes in the carrying amount of the security. The translation differences on monetary securities are recognised in the income statement; translation differences on non-monetary securities are reported as a separate component of equity until the investment is derecognised.

Unquoted investments whose fair value cannot be reliably measured are measured at cost. On de-recognition, the cumulative fair value gains and losses previously recognised in other comprehensive income are transferred to the income statement.

LAR

Financial assets with fixed or determinable payments that are not quoted in an active market are initially recognised at fair value plus transaction costs that are directly attributable to their acquisition. After initial measurement, LAR are carried at amortised cost, using the effective yield method, less impairment losses. LAR comprises of fixed deposits with financial institutions exceeding 3 months. Interest income is recognised in the income statement.

CHUBB INSURANCE MALAYSIA BERHAD  
(formerly known as ACE Jerneh Insurance Berhad)  
(Incorporated in Malaysia)

NOTES TO THE FINANCIAL STATEMENTS  
FOR THE FINANCIAL YEAR ENDED 31 DECEMBER 2016 (CONTINUED)

2 SIGNIFICANT ACCOUNTING POLICIES (CONTINUED)

(e) Financial instruments (continued)

(i) Financial instrument categories and measurements (continued)

(2) Insurance receivables

Insurance receivables are recognised when due and measured on initial recognition at cost being the fair value of the consideration received or receivable. Subsequent to initial recognition, insurance receivables are measured at amortised cost, using the effective yield method, less impairment losses.

If there is objective evidence that the insurance receivable is impaired, the Company reduces the carrying amount of the insurance receivable accordingly and recognises that impairment loss in the income statement. The Company's insurance receivables are assessed and reviewed for evidence of impairment as described in Note 2(e)(v) to the financial statements.

Insurance receivables are derecognised when the derecognition criteria for financial assets, as described in Note 2(e)(iv) to the financial statements, have been met.

All financial assets are reviewed for impairment as described in Note 2(e)(v) to the financial statements except for investment designated as FVTPL.

(3) Financial liabilities

All financial liabilities are initially measured at fair value and subsequently measured at amortised cost other than those categorised as fair value through profit or loss.

Other liabilities and payable are recognised when due and measured on initial recognition at cost being the fair value of the consideration received less directly attributable transaction costs. Subsequent to initial measurement, they are measured at amortised cost using the effective yield method.

CHUBB INSURANCE MALAYSIA BERHAD  
(formerly known as ACE Jerneh Insurance Berhad)  
(Incorporated in Malaysia)

NOTES TO THE FINANCIAL STATEMENTS  
FOR THE FINANCIAL YEAR ENDED 31 DECEMBER 2016 (CONTINUED)

2 SIGNIFICANT ACCOUNTING POLICIES (CONTINUED)

(e) Financial instruments (continued)

(ii) Determination of fair value

The fair value of financial instruments that are actively traded in organised financial market is determined by reference to quoted market bid prices for assets, at the close of business on the reporting date.

For investments in unit and real estate investment trusts, fair value is determined by reference to published bid values or offer prices for liabilities, at the close of business on the reporting date.

For financial instruments where there is no active market, the fair value is determined by using valuation techniques such as recent arm's length transactions, reference to the current market value of another instrument which is substantially the same, discounted cash flow analysis and relying as little as possible on entity-specific inputs.

The fair value of floating rate and over-night deposits with financial institutions is their carrying value. The carrying value is the cost of the deposit/placement and accrued interest. The fair value of fixed interest/yield-bearing deposits is estimated using discounted cash flow techniques.

If the fair value cannot be measured reliably, these financial instruments are measured at cost, being the fair value of the consideration paid for the acquisition of the instrument or the amount received on issuing the financial liability. All transaction costs directly attributable to the acquisition are also included in the cost of the investment.

(iii) Recognition of financial assets

All regular way purchases and sales of financial assets are recognised on the trade date which is the date that the Company commits to purchase or sell the asset. Regular way purchases or sales of financial assets require delivery of assets within the period generally established by regulation or convention in the market place.

(iv) Derecognition of financial instruments

Financial assets are derecognised when the rights to receive cash flows from them have expired or where they have been transferred and the Company has also transferred substantially all risks and rewards of ownership. On derecognition of a financial asset, the difference between the carrying amount and the sum of the consideration received and any cumulative gain or loss that was recognised in other comprehensive income is reclassified to the income statement.

CHUBB INSURANCE MALAYSIA BERHAD  
(formerly known as ACE Jerneh Insurance Berhad)  
(Incorporated in Malaysia)

NOTES TO THE FINANCIAL STATEMENTS  
FOR THE FINANCIAL YEAR ENDED 31 DECEMBER 2016 (CONTINUED)

2 SIGNIFICANT ACCOUNTING POLICIES (CONTINUED)

(e) Financial instruments (continued)

(iv) Derecognition of financial instruments (continued)

Financial liabilities are derecognised when the obligation specified in the contract is discharged, cancelled or expired. On de-recognition, the difference between the carrying amount of the reduced financial liability or transferred to another party and the consideration paid, including any non-cash assets transferred or liabilities assumed is recognised in the income statement.

(v) Impairment of financial assets

*Investments*

The Company assesses at each reporting date whether a financial asset or group of financial assets is impaired, with the exception of fixed and call deposits.

*Financial assets carried at amortised cost*

If there is objective evidence that an impairment loss on assets carried at amortised cost has been incurred, the amount of the impairment loss is measured as the difference between the asset's carrying amount and the present value of estimated future cash flows (excluding future expected credit losses that have not been incurred) discounted at the financial asset's original effective interest rate yield. The carrying amount of the asset is reduced and the loss is recorded in the income statement.

The Company first assesses whether objective evidence of impairment exists individually for financial assets that are individually significant, and individually or collectively for financial assets that are not individually significant. If it is determined that no objective evidence of impairment exists for an individually assessed financial assets, whether significant or not, the assets are included in a group of financial assets with similar credit risk characteristics and that group of financial assets is collectively assessed for impairment. Assets that are individually assessed for impairment for which an impairment loss is or continues to be recognised are not included in a collective assessment of impairment. The impairment assessment is performed at each reporting date.

If, in a subsequent period, the amount of the impairment loss decreases and the decrease can be related objectively to an event occurring after the impairment was recognised, the previously recognised impairment loss is reversed. Any subsequent reversal of an impairment loss is recognised in the income statement, to the extent that the carrying value of the asset does not exceed its amortised cost at the reversal date.

*AFS*

In the case of equity investments classified as AFS, a significant or prolonged decline in the fair value of the financial asset below its cost is an objective evidence of impairment, resulting in the recognition of an impairment loss.

CHUBB INSURANCE MALAYSIA BERHAD  
(formerly known as ACE Jerneh Insurance Berhad)  
(Incorporated in Malaysia)

NOTES TO THE FINANCIAL STATEMENTS  
FOR THE FINANCIAL YEAR ENDED 31 DECEMBER 2016 (CONTINUED)

2 SIGNIFICANT ACCOUNTING POLICIES (CONTINUED)

(e) Financial instruments (continued)

(v) Impairment of financial assets (continued)

*AFS (continued)*

If an AFS is impaired, an amount comprising the difference between its cost (net of any principal repayment and amortisation) and its current fair value, less any impairment loss previously recognised in the income statement, is transferred from other comprehensive income to the income statement. Reversals of impaired losses on debts instruments classified as AFS are reversed through the income statement if the increase in the fair value of the instruments can be objectively related to an event occurring after the impairment losses were recognised in the income statement.

*Insurance receivables*

Insurance receivables are assessed at each reporting date for objective evidence of impairment, as a result of one or multi events having an impact on the estimated future cash flow of the assets.

If there is objective evidence that the insurance receivable is impaired, the Company reduces the carrying amount of the insurance receivable accordingly and recognises that impairment loss in the income statement. The Company gathers the objective evidence that an insurance receivable is impaired using the same process adopted for financial assets carried at amortised cost. The impairment loss is calculated under the same method used for these financial assets.

If in a subsequent period the fair value of insurance receivables increases and the increase can be objectively related to events occurring after the impairment loss was recognised in the income statement, the impairment loss is reversed to the extent that the carrying amount does not exceed what the carrying amount would have been had the impairment not been recognised at the date the impairment is reversed.

(f) Cash and cash equivalents

Cash and cash equivalents consist of cash in hand and deposits held at call with financial institutions with original maturities of three months or less. It excludes deposits which are held for investment purpose.

The Company classifies the cash flows for the purchase and disposal of investments in financial assets in its operating cash flows as the purchases are funded from the cash flows associated with the origination of insurance contracts, net of the cash flows for payment of insurance claims benefits.

**CHUBB INSURANCE MALAYSIA BERHAD**  
 (formerly known as ACE Jerneh Insurance Berhad)  
 (Incorporated in Malaysia)

**NOTES TO THE FINANCIAL STATEMENTS**  
**FOR THE FINANCIAL YEAR ENDED 31 DECEMBER 2016 (CONTINUED)**

**2 SIGNIFICANT ACCOUNTING POLICIES (CONTINUED)**

**(g) Provisions**

Provisions are recognised when the Company has a present obligation, either legal or constructive, as a result of a past event and it is probable that an outflow of resources will be required to settle the obligation, and a reliable estimate of the amount can be made.

Provisions are reviewed at each date of the statement of financial position and adjusted to reflect the current best estimate. If it is no longer probable that an outflow of resources embodying economic benefits will be required to settle the obligation, the provision is reversed. If the effect of the time value of money is material, provisions are discounted using a current pre-tax rate that reflects, where appropriate, the risks specific to the liability. Where discounting is used, the increase in the provision due to the passage of time is recognised as finance cost expense.

**(h) Contingent liabilities and contingent assets**

The Company does not recognise a contingent liability but discloses its existence in the financial statements. A contingent liability is a possible obligation that arises from past events whose existence will be confirmed by uncertain future events beyond the control of the Company or a present obligation that is not recognised because it is not probable that an outflow of resources will be required to settle the obligation.

A contingent liability also arises in the extremely rare case where there is a liability that cannot be recognised because it cannot be measured reliably.

A contingent asset is a possible asset that arises from past events whose existence will be confirmed by uncertain future events beyond the control of the Company. The Company does not recognise contingent assets but discloses their existence where inflows of economic benefits are probable, but not virtually certain.

**(i) Equity instruments**

*Ordinary share capital*

The Company has issued ordinary shares that are classified as equity. Ordinary shares are recorded at nominal value. Costs incurred directly attributed to the issuance of the shares are accounted for as a deduction from share premium.

*Dividends on ordinary share capital*

Dividends on ordinary shares are recognised as a liability and deducted from equity when they are approved by the Company's shareholders. Interim dividends are deducted from equity when they are paid.



**CHUBB INSURANCE MALAYSIA BERHAD**  
(formerly known as ACE Jerneh Insurance Berhad)  
(Incorporated in Malaysia)

**NOTES TO THE FINANCIAL STATEMENTS**  
**FOR THE FINANCIAL YEAR ENDED 31 DECEMBER 2016 (CONTINUED)**

**2 SIGNIFICANT ACCOUNTING POLICIES (CONTINUED)**

(j) Product classification

The Company issues contracts that transfer insurance risk.

Insurance contracts are those contracts that transfer significant insurance risk. An insurance contract under which the Company (insurer) has accepted significant insurance risk from another party (the policyholders) by agreeing to compensate the policyholders if a specified uncertain future event (the insured event) adversely affects the policyholders. As a general guideline, the Company determines whether it has significant insurance risk, by comparing benefits paid with benefits payable if the insured event did not occur. The recognition and measurement of insurance contracts are set out in Note 2(j) to the financial statements.

Investment contracts are those contracts that do not transfer significant insurance risk.

When insurance contracts contain both a financial risk component and a significant insurance risk component and the cash flows from the two components are distinct and can be measured reliably, the underlying amounts are unbundled. Any premiums relating to the insurance risk component are accounted for on the same basis as insurance contracts and the remaining element is accounted for as a deposit through the statement of financial position similar to investment contracts.

(k) Insurance contracts

*Premium from direct insurance contract*

Premium of insurance contracts is recognised in a financial year in respect of risks assumed during that particular financial year.

*Acquisition costs*

The costs of acquiring and renewing insurance policies net of income derived from ceding reinsurance premiums, are recognised as incurred and properly allocated to the financial year in which it is probable they give rise to income.

*Claims and expenses*

Claims include all claims occurring during the financial year, whether reported or not, related external claims handling cost that are directly related to the processing and settlement of claim, a reduction for the value of salvage and other recoveries, and any adjustments to claim liabilities from previous financial year.

|             |   |
|-------------|---|
| Company No. |   |
| 9827        | A |

CHUBB INSURANCE MALAYSIA BERHAD  
(formerly known as ACE Jerneh Insurance Berhad)  
(Incorporated in Malaysia)

NOTES TO THE FINANCIAL STATEMENTS  
FOR THE FINANCIAL YEAR ENDED 31 DECEMBER 2016 (CONTINUED)

2 SIGNIFICANT ACCOUNTING POLICIES (CONTINUED)

(k) Insurance contracts (continued)

*Premium liabilities*

Premium liabilities refer to the higher of:

- (a) the aggregate of the unearned premium reserves ("UPR"); or
- (b) the best estimate value of the insurer's unexpired risk reserves ("URR") at the valuation date and the Provision of Risk Margin for Adverse Deviation ("PRAD") calculated at the overall company level.

UPR represent the portion of the gross premiums of insurance policies written net of the related reinsurance premiums ceded to qualified reinsurers that relate to the unexpired periods of the policies at the end of the financial year.

UPR are computed with reference to the month of accounting for the premium on the following bases:

- (i) 25% method for marine and aviation cargo, and transit business;
- (ii) time apportionment method for non-annual policies;
- (iii) 1/24th method for all other classes of Malaysian general policies; and
- (iv) 1/8th method for all classes of overseas inward business.

At each reporting date, the Company reviews its unexpired risks reserve ("URR") and a liability adequacy test is performed to determine whether there is any overall excess of expected claims and deferred acquisition costs over unearned premiums. This calculation uses current estimates of future contractual cash flows after taking account of the investment return expected to arise on assets relating to the relevant general insurance technical provisions. The current estimate of future contractual cash flow is a prospective estimate of the expected future payments arising from future events insured under policies in force as at the valuation date and also includes allowance for the insurer's expenses, including overheads and cost of reinsurance, expected to be incurred during the unexpired period in administering these policies and settling the relevant claims, and shall allow for expected future premium refunds.

If these estimates show that the carrying amount of the unearned premiums less related deferred acquisition costs is inadequate, the deficiency is recognised in the income statement by setting up a provision for liability adequacy.

CHUBB INSURANCE MALAYSIA BERHAD  
(formerly known as ACE Jerneh Insurance Berhad)  
(Incorporated in Malaysia)

NOTES TO THE FINANCIAL STATEMENTS  
FOR THE FINANCIAL YEAR ENDED 31 DECEMBER 2016 (CONTINUED)

2 SIGNIFICANT ACCOUNTING POLICIES (CONTINUED)

(k) Insurance contracts (continued)

*Claims liabilities*

Claims liabilities are determined based on the estimated ultimate cost of all claims incurred but not settled at the date of statement of financial position, whether reported or not, together with related claims handling costs and reduction for the expected value of salvage and other recoveries. Delays can be experienced in the notification and settlement of certain types of claims, therefore, the ultimate cost of these claims cannot be known with certainty at the date of statement of financial position.

The liability is calculated at the reporting date using a range of standard actuarial claims projection techniques based on empirical data and current assumptions at best estimate and a PRAD calculated at the overall Company. The liability is not discounted for the time value of money. No provision for equalisation or catastrophe reserves is recognised. The liabilities are derecognised when the contract expires, is discharged or is cancelled.

(l) Investment contract

Investment contract liabilities are recognised when contracts are entered into and premiums are charged. These liabilities are initially measured at fair value being the transaction price excluding transaction costs directly attributable to the issue of the contract. Subsequent measurement of investment contracts at amortised cost uses the effective interest method. This method requires the determination of an interest rate (the effective interest rate) that exactly discounts to the net carrying amount of the financial liability, the estimated future cash payments or receipts through the expected life of the financial instrument or, when appropriate, a shorter period if the holder has the option to redeem the instrument earlier than maturity.

The Company re-estimates at each reporting date the expected future cash flows and recalculates the carrying amount of the financial liability by calculating the present value of estimated future cash flows using the financial liability's original effective interest rate. Any adjustment is immediately recognised as income or expense in the income statement.

(m) Reinsurance

The Company cedes insurance risk in the normal course of business for all of its businesses. Reinsurance assets represent balances due from reinsurance companies. Amounts recoverable from reinsurers are estimated in a manner consistent with the outstanding claims provision or settled claims associated with the reinsurer's policies and are in accordance with the related reinsurance contracts.

Reinsurance premiums ceded are recognised in the same accounting period as the original policy to which the reinsurance relates.

Ceded reinsurance arrangements do not relieve the Company from its obligations to policyholders. Premiums and claims are presented on a gross basis for both ceded and assumed reinsurance.

**CHUBB INSURANCE MALAYSIA BERHAD**  
(formerly known as ACE Jerneh Insurance Berhad)  
(Incorporated in Malaysia)

**NOTES TO THE FINANCIAL STATEMENTS**  
**FOR THE FINANCIAL YEAR ENDED 31 DECEMBER 2016 (CONTINUED)**

**2 SIGNIFICANT ACCOUNTING POLICIES (CONTINUED)**

(m) Reinsurance (continued)

Reinsurance assets are reviewed for impairment at each reporting date or more frequently when an indication of impairment arises during the reporting period. Impairment occurs when there is objective evidence as a result of an event that occurred after initial recognition of the reinsurance asset that the Company may not receive all outstanding amounts due under the terms of the contract and the event has a reliably measurable impact on the amounts that the Company will receive from the reinsurer. The impairment loss is recorded in the income statement.

The Company also assumes reinsurance risk in the normal course of business for general insurance contracts when applicable.

Premiums and claims on assumed facultative reinsurance are recognised as revenue or expenses in the same manner as they would be if the reinsurance were considered direct business, taking into account the product classification of the reinsured business. Premiums, claims and other transactions costs on assumed treaty reinsurance are accounted for upon notification by the ceding companies or upon receipt of the statement of accounts.

Reinsurance liabilities represent balances due to reinsurance companies. Amounts payable are estimated in a manner consistent with the related reinsurance contract.

Reinsurance assets or liabilities are derecognised when the contractual rights are extinguished or expire or when the contract is transferred to another party.

Reinsurance contracts that do not transfer significant insurance risk are accounted for directly through the statement of financial position. These are deposit assets or financial liabilities that are recognised based on the consideration paid or received less any explicit identified premiums or fees to be retained by the reinsured. Investment income on these contracts is accounted for using the effective yield method when accrued.

(n) Other revenue recognition

(i) Rental income

Rental income from investment property is recognised on an accrual basis and straight-line basis over the term of the lease.

(ii) Investment income

Interest income from securities such government securities, bonds and loan stocks are recognised using the effective interest rate method.

The interest income from fixed deposits with financial institutes, are recognised in the financial statements on the accrual basis.

Dividend income is recognised when the right to receive payment is established.

**CHUBB INSURANCE MALAYSIA BERHAD**  
 (formerly known as ACE Jerneh Insurance Berhad)  
 (Incorporated in Malaysia)

**NOTES TO THE FINANCIAL STATEMENTS**  
**FOR THE FINANCIAL YEAR ENDED 31 DECEMBER 2016 (CONTINUED)**

**2 SIGNIFICANT ACCOUNTING POLICIES (CONTINUED)**

(o) Foreign currencies

(i) Functional currency

Functional currency is the currency of the primary economic environment in which an entity operates.

(ii) Transactions and balances in foreign currencies

Transactions in currencies other than the functional currency ("foreign currencies") are translated to the functional currency at the rate of exchange ruling at the date of the transaction.

Monetary items denominated in foreign currencies at the reporting date are translated at foreign exchange rates ruling at that date.

Non-monetary items which are measured in terms of historical costs denominated in foreign currencies are translated at foreign exchange rates ruling at the date of the transaction.

Non-monetary items which are measured at fair values denominated in foreign currencies are translated at the foreign exchange rates ruling at the date when the fair values were determined.

Exchange differences arising on the settlement of monetary items and the translation of monetary items are included in the income statement for the period.

When a gain or loss on a non-monetary item is recognised directly in other comprehensive income, any corresponding exchange gain or loss is recognised directly in other comprehensive income. When a gain or loss on a non-monetary item is recognised in the income statement, any corresponding exchange gain or loss is recognised in the income statement.

(p) Employee benefits

(i) Short term benefits

Wages, salaries, paid annual leave, paid sick leave, bonuses and non-monetary benefits are recognised as expenses in the period in which the associated services are rendered by employees of the Company.

(ii) Post-employment benefits

The Company pays fixed contributions to the Employees Provident Fund ("EPF") which is a defined contribution plan.

The Company's legal or constructive obligation is limited to the amount that it agrees to contribute to the EPF. The Company's contributions to the EPF are charged to the income statement in the period to which they relate. Once the contributions have been paid, the Company has no further payment obligations.

**CHUBB INSURANCE MALAYSIA BERHAD**  
(formerly known as ACE Jerneh Insurance Berhad)  
(Incorporated in Malaysia)

**NOTES TO THE FINANCIAL STATEMENTS**  
**FOR THE FINANCIAL YEAR ENDED 31 DECEMBER 2016 (CONTINUED)**

**2 SIGNIFICANT ACCOUNTING POLICIES (CONTINUED)**

(p) Employee benefits (continued)

(iii) Share-based long term incentive plan

The eligible employees of the Company participate in an equity-settled, share-based long term incentive plan offered by its ultimate holding company, Chubb Limited ("Chubb"). The long term incentive plan consists of a restricted share grant plan, a restricted share option plan and an employee share participation plan.

Employees' services received in exchange for the share-based long term incentive plan are recognised as an expense in the Company's income statement over the vesting period of the grant with a corresponding increase in equity reserves.

The annual expense is based on an amortised calculation that is reflective of the current financial year's expense portion of all share grants issued in the current and prior financial years. There is no liability to the Company for the unamortised portion of the share grants issued. The amortised calculation incorporates the fair market value of Chubb's common stock at grant date, in determining the expense amount.

At each date of statement of financial position, the Company revises its estimate of the number of options that are expected to become vest. It recognises the impact of the revision of original estimates, if any, in the income statement and a corresponding adjustment to equity reserves over the remaining vesting period.

(q) Income taxes

Tax expense for the period comprises current and deferred income tax. The income tax expense or credit for the period is the tax payable on the current period's taxable income based on the applicable income tax rate for each jurisdiction adjusted by changes in deferred tax assets and liabilities attributable to temporary differences and to unused tax losses. Tax is recognised in profit or loss, except to the extent that it relates to items recognised in other comprehensive income or directly in equity. In this case the tax is also recognised in other comprehensive income or directly in equity, respectively.

The current income tax charge is calculated on the basis of the tax laws enacted or substantively enacted at the end of the reporting period in the countries where the Group's subsidiaries, joint ventures and associates operate and generate taxable income.

Management periodically evaluates positions taken in tax returns with respect to situations in which applicable tax regulation is subject to interpretation. It establishes provisions where appropriate on the basis of amounts expected to be paid to the tax authorities. This liability is measured using the single best estimate of the most likely outcome.

Deferred tax is provided in full, using the liability method, on temporary differences arising between the amounts attributed to assets and liabilities for tax purposes and their carrying amounts in the financial statements. However, deferred tax liabilities are not recognised if they arise from the initial recognition of goodwill. Deferred tax is also not accounted for if it arises from initial recognition of an asset or liability in a transaction other than a business combination that at the time of the transaction affects neither accounting nor taxable profit or loss. Deferred tax is determined using tax rates (and tax laws) that have been enacted or substantively enacted by the end of the reporting period and are expected to apply when the related deferred tax asset is realised or the deferred tax liability is settled.

**CHUBB INSURANCE MALAYSIA BERHAD**  
(formerly known as ACE Jerneh Insurance Berhad)  
(Incorporated in Malaysia)

**NOTES TO THE FINANCIAL STATEMENTS**  
**FOR THE FINANCIAL YEAR ENDED 31 DECEMBER 2016 (CONTINUED)**

**3 CRITICAL ACCOUNTING ESTIMATES AND JUDGMENTS**

Estimates and judgments are continually evaluated by Directors and are based on historical experience and other factors, including expectations of future events that are believed to be reasonable under the circumstances.

(a) Critical accounting estimates and assumptions

The Company makes estimates and assumptions concerning the future. The resulting accounting estimates will, by definition, rarely equal the related actual results. The estimate and assumption that have a significant risk of causing a material adjustment to the carrying amounts of assets and liabilities within the financial year are outlined below.

(i) Claims liabilities

Claims liabilities for each class of business are estimated by reference to a variety of estimation techniques, generally based on a statistical analysis of historical experience which assumes an underlying pattern of claims development, claims payment and the direct and indirect claims-related expenses. The claims liabilities also include a provision of risk margin for adverse deviation ("PRAD"). PRAD is a component of the value of the insurance liabilities which is set at a level such that there is a higher level of confidence (or probability) that the provisions will ultimately be sufficient. For the purpose of this valuation basis, the level of confidence is at 75% at an overall Company level. The final selected estimates are based on a judgmental consideration of results of each method and qualitative information, for example, the class of business, the maturity of the portfolio and expected term to settlement of the class. Projections are based on historical experience and external benchmarks where relevant.

The best estimate outstanding claims liabilities were assessed using four standard actuarial valuation methods:

- Incurred Claim Development method
- Paid Claim Development method
- Bornhuetter-Ferguson method on incurred claims and paid claims
- Expected loss ratio method

**CHUBB INSURANCE MALAYSIA BERHAD**  
(formerly known as ACE Jerneh Insurance Berhad)  
(Incorporated in Malaysia)

**NOTES TO THE FINANCIAL STATEMENTS**  
**FOR THE FINANCIAL YEAR ENDED 31 DECEMBER 2016 (CONTINUED)**

4 **PROPERTY AND EQUIPMENT**

|                                 | Freehold<br>land | Buildings | Computers | Office<br>equipment,<br>furniture<br>and<br>fittings | Motor<br>vehicles | Total   |
|---------------------------------|------------------|-----------|-----------|--|-------------------|---------|
|                                 | RM'000           | RM'000    | RM'000    | RM'000   | RM'000            | RM'000  |
| <u>Cost</u>                     |                  |           |           |  |                   |         |
| At 1 January 2015               | 15,206           | 34,922    | 9,289     | 16,160   | 1,948             | 77,525  |
| Additions                       | -                | 1,800     | 1,246     | 713  | -                 | 3,759   |
| Disposals                       | -                | -         | (7)       | (5)  | (743)             | (755)   |
| Write-offs                      | -                | (651)     | (1,108)   | (70)   | -                 | (1,829) |
| At 31 December 2015             | 15,206           | 36,071    | 9,420     | 16,798   | 1,205             | 78,700  |
| Additions                       | -                | -         | 1,046     | 252  | -                 | 1,298   |
| Disposals                       | -                | -         | (4)       | -  | (161)             | (165)   |
| Write-offs                      | -                | -         | -         | (39)   | -                 | (39)    |
| At 31 December 2016             | 15,206           | 36,071    | 10,462    | 17,011   | 1,044             | 79,794  |
| <u>Accumulated depreciation</u> |                  |           |           |  |                   |         |
| At 1 January 2015               | -                | 8,218     | 3,704     | 2,724  | 880               | 15,526  |
| Charge for the financial year   | -                | 745       | 1,692     | 1,829  | 202               | 4,468   |
| Disposals                       | -                | -         | (6)       | (5)  | (464)             | (475)   |
| Write-offs                      | -                | (190)     | (1,108)   | (62)   | -                 | (1,360) |
| At 31 December 2015             | -                | 8,773     | 4,282     | 4,486  | 618               | 18,159  |
| Charge for the financial year   | -                | 770       | 1,562     | 1,890  | 114               | 4,336   |
| Disposals                       | -                | -         | (2)       | -  | (101)             | (103)   |
| Write-offs                      | -                | -         | -         | (28)   | -                 | (28)    |
| At 31 December 2016             | -                | 9,543     | 5,842     | 6,348  | 631               | 22,364  |
| <u>Net carrying amount</u>      |                  |           |           |  |                   |         |
| 31 December 2016                | 15,206           | 26,528    | 4,620     | 10,663   | 413               | 57,430  |
| 31 December 2015                | 15,206           | 27,298    | 5,138     | 12,312   | 587               | 60,541  |



Company No.

|      |   |
|------|---|
| 9827 | A |
|------|---|

**CHUBB INSURANCE MALAYSIA BERHAD**  
(formerly known as ACE Jerneh Insurance Berhad)  
(Incorporated in Malaysia)

**NOTES TO THE FINANCIAL STATEMENTS**  
**FOR THE FINANCIAL YEAR ENDED 31 DECEMBER 2016 (CONTINUED)**

**5 INTANGIBLE ASSETS**

|                                     | <u>2016</u><br>RM'000 | <u>2015</u><br>RM'000 |
|-------------------------------------|-----------------------|-----------------------|
| <u>Cost</u>                         |                       |                       |
| At beginning of financial year      | 15,547                | 9,132                 |
| Additions                           | 601                   | 6,459                 |
| Write-offs                          | -                     | (44)                  |
| At end of financial year            | <u>16,148</u>         | <u>15,547</u>         |
| <u>Accumulated amortisation</u>     |                       |                       |
| At beginning of financial year      | 9,330                 | 8,372                 |
| Amortisation for the financial year | 1,244                 | 1,002                 |
| Write-offs                          | -                     | (44)                  |
| At end of financial year            | <u>10,574</u>         | <u>9,330</u>          |
| Net carrying amount                 | <u>5,574</u>          | <u>6,217</u>          |

Intangible assets comprise computer software.

**CHUBB INSURANCE MALAYSIA BERHAD**  
(formerly known as ACE Jerneh Insurance Berhad)  
(Incorporated in Malaysia)

**NOTES TO THE FINANCIAL STATEMENTS**  
**FOR THE FINANCIAL YEAR ENDED 31 DECEMBER 2016 (CONTINUED)**

|     |   |                  |                |
|-----|---|------------------|----------------|
| 6   | INVESTMENTS   | <u>2016</u>      | <u>2015</u>    |
|     |   | RM'000           | RM'000         |
|     | Malaysian Government Securities and guaranteed loans    | 583,466          | 518,821        |
|     | Debt securities   | 470,597          | 419,492        |
|     | Equity securities                                       | 375              | 375            |
|     |   | <u>1,054,438</u> | <u>938,688</u> |
|     | AFS   | <u>1,054,438</u> | <u>938,688</u> |
|     | The following investments mature after 12 months:       |                  |                |
|     | Malaysian Government Securities and guaranteed loans    | 523,044          | 422,978        |
|     | Debt securities   | 410,163          | 399,252        |
|     |   | <u>933,207</u>   | <u>822,230</u> |
| (a) | AFS   |                  |                |
|     | <u>Fair value</u>                                       |                  |                |
|     | Unquoted equity securities                              | 375              | 375            |
|     | Unquoted debt securities                                | 470,597          | 419,492        |
|     | Malaysian Government Securities<br>and guaranteed loans | 583,466          | 518,821        |
|     |   | <u>1,054,438</u> | <u>938,688</u> |

CHUBB INSURANCE MALAYSIA BERHAD  
(formerly known as ACE Jerneh Insurance Berhad)  
(Incorporated in Malaysia)

NOTES TO THE FINANCIAL STATEMENTS  
FOR THE FINANCIAL YEAR ENDED 31 DECEMBER 2016 (CONTINUED)

6 INVESTMENTS (CONTINUED)

(b) Carrying values of financial instruments

|                                    | AFS<br>RM'000    |
|------------------------------------|------------------|
| At 1 January 2015                  | 1,124,051        |
| Purchases                          | 190,762          |
| Maturities                         | (145,000)        |
| Disposals                          | (228,820)        |
| Fair value losses recorded in:     |                  |
| Other comprehensive income         | (843)            |
| Net change in interest receivables | (1,690)          |
| Accretion of discount              | 228              |
|                                    | <hr/>            |
| At 31 December 2015                | 938,688          |
| Purchases                          | 246,852          |
| Maturities                         | (130,000)        |
| Disposals                          | (5,000)          |
| Fair value gains recorded in:      |                  |
| Other comprehensive income         | 2,024            |
| Net change in interest receivables | 1,555            |
| Accretion of discount              | 319              |
|                                    | <hr/>            |
| At 31 December 2016                | <u>1,054,438</u> |

**CHUBB INSURANCE MALAYSIA BERHAD**  
(formerly known as ACE Jerneh Insurance Berhad)  
(Incorporated in Malaysia)

**NOTES TO THE FINANCIAL STATEMENTS**  
**FOR THE FINANCIAL YEAR ENDED 31 DECEMBER 2016 (CONTINUED)**

**6 INVESTMENTS (CONTINUED)**

(c) Estimation of fair values

The estimated fair values of corporate debts securities and Malaysian government securities are based on the average indicative mid markets prices obtained from at least three licensed financial institutions.

The fair value of the unquoted equity securities in corporations were determined to approximate the carrying amount as this is immaterial in the context of the financial statements.

Fair value hierarchy

Included in the quoted market price category are financial instruments that are measured in whole or in part by reference to published quotes in an active market. A financial instrument is regarded as quoted in an active market if quoted prices are readily available from an exchange, secondary market via dealer and broker, pricing service or regulatory agency and those price represent actual and regularly occurring market transactions on an arm's length basis (Level 1).

Financial instruments measured using a valuation technique based on assumptions that are supported by prices from observable current market transactions are instruments for which pricing is obtained via pricing services but where prices have not been determined in an active market and instruments with fair values based on broker quotes (Level 2).

Financial instruments that are valued not based on observable market data are categorised as Level 3.

| <u>Fair value investments</u>        | <u>2016</u><br>RM'000 | <u>2015</u><br>RM'000 |
|--------------------------------------|-----------------------|-----------------------|
| Valuation techniques                 |                       |                       |
| - market observable inputs (Level 2) | 1,054,063             | 938,313               |
| - unobservable inputs (Level 3)      | 375                   | 375                   |
|                                      | <u>1,054,438</u>      | <u>938,688</u>        |

There are no investments that are valued at Level 1 category.

CHUBB INSURANCE MALAYSIA BERHAD  
(formerly known as ACE Jerneh Insurance Berhad)  
(Incorporated in Malaysia)

NOTES TO THE FINANCIAL STATEMENTS  
FOR THE FINANCIAL YEAR ENDED 31 DECEMBER 2016 (CONTINUED)

|   |   |             |                       |                       |
|---|---|-------------|-----------------------|-----------------------|
| 7 | REINSURANCE ASSETS  | <u>Note</u> | <u>2016</u><br>RM'000 | <u>2015</u><br>RM'000 |
|   | Reinsurance of insurance contracts  | 14          | 214,544               | 338,008               |
|   | Claims liabilities  |             | 27,705                | 33,448                |
|   | Premium liabilities   |             | <u>242,249</u>        | <u>371,456</u>        |
| 8 | INSURANCE RECEIVABLES   |             | <u>2016</u><br>RM'000 | <u>2015</u><br>RM'000 |
|   | Due premiums including agents/brokers and<br>co-insurers balances   |             | 158,696               | 151,259               |
|   | Due from reinsurers and cedants   |             | 28,387                | 25,512                |
|   |   |             | <u>187,083</u>        | <u>176,771</u>        |
|   | Allowance for impairment of doubtful debts  |             | (10,049)              | (7,450)               |
|   |   |             | <u>177,034</u>        | <u>169,321</u>        |
|   | Current   |             | 177,034               | 169,321               |
|   | Non-current   |             | -                     | -                     |
|   |   |             | <u>177,034</u>        | <u>169,321</u>        |
|   | <u>Financial assets</u>   |             |                       |                       |
|   | Gross amounts of recognised financial assets  |             | 214,071               | 204,168               |
|   | Less: Gross amounts of recognised financial liabilities<br>set off in the statement of financial position (Note 17) |             | <u>(26,988)</u>       | <u>(27,397)</u>       |
|   | Net amounts of financial assets presented in the statement<br>of financial position                                 |             | <u>187,083</u>        | <u>176,771</u>        |

There are no financial liabilities subjected to an enforceable master netting arrangement or similar agreement financial instruments received as collateral, nor any cash collateral pledged or received as at 31 December 2016 (2015: NIL).

**CHUBB INSURANCE MALAYSIA BERHAD**  
(formerly known as ACE Jerneh Insurance Berhad)  
(Incorporated in Malaysia)

**NOTES TO THE FINANCIAL STATEMENTS**  
**FOR THE FINANCIAL YEAR ENDED 31 DECEMBER 2016 (CONTINUED)**

9 OTHER RECEIVABLES

|   | <u>2016</u><br>RM'000 | <u>2015</u><br>RM'000 |
|---|-----------------------|-----------------------|
| Amount due from Malaysian Motor Insurance Pool ("MMIP") |                       |                       |
| - Cash contribution to MMIP                             | 25,359                | 34,359                |
| - Assets held under MMIP                                | 36,310                | 38,498                |
| Deposits  | 688                   | 793                   |
| Other receivables                                       | 7,797                 | 5,863                 |
|   | <u>70,154</u>         | <u>79,513</u>         |
| Current   | 69,466                | 78,720                |
| Non-current   | 688                   | 793                   |
|   | <u>70,154</u>         | <u>79,513</u>         |

As at 31 December 2016, there is a net receivable of RM5,008,000 (2015: RM1,564,000 net payable) to MMIP, after setting off the amounts receivable from MMIP against the Company's share of MMIP's claims and premiums liabilities of RM56,661,155 (2015: RM74,421,495) included in Note 14 to the financial statements.

10 SHARE CAPITAL

|   | <u>2016</u><br>RM'000 | <u>2015</u><br>RM'000 |
|---|-----------------------|-----------------------|
| Authorised:                               |                       |                       |
| 150,000,000 ordinary share of RM1.00 each |                       |                       |
| At beginning and end of financial year    | <u>150,000</u>        | <u>150,000</u>        |
| Issued and paid up:                       |                       |                       |
| 100,000,000 ordinary share of RM1.00 each |                       |                       |
| At beginning and end of financial year    | <u>100,000</u>        | <u>100,000</u>        |

Company No.

|      |   |
|------|---|
| 9827 | A |
|------|---|

**CHUBB INSURANCE MALAYSIA BERHAD**  
(formerly known as ACE Jerneh Insurance Berhad)  
(Incorporated in Malaysia)

**NOTES TO THE FINANCIAL STATEMENTS  
FOR THE FINANCIAL YEAR ENDED 31 DECEMBER 2016 (CONTINUED)**

**11 RETAINED EARNINGS**

Under the single-tier tax system which came into effect on 1 January 2008, companies are not required to have tax credits under Section 108 of the Income Tax Act, 1967 for dividend payment purposes. Dividends paid under this system are single-tier dividends and are tax exempt on the hands of shareholders.

As at 31 December 2016, the Company is already under the single-tier tax system. The Company also has no tax exempt income available for future distribution of tax exempt dividends.

The Company may distribute single tier tax exempt dividend to its shareholder out of its retained earnings. Pursuant to Section 51 (1) of the Financial Services Act 2013, the Company is required to obtain BNM written approval prior to declaring or paying any dividend.

Pursuant to the RBC Framework for Insurers, the Company shall not pay dividends if its Capital Adequacy Ratio position is less than its internal target capital level or if the payment of dividend would impair its Capital Adequacy Ratio position to below its internal target.

**12 AVAILABLE-FOR-SALE FAIR VALUE RESERVES**

The fair value reserves are in respect of unrealised losses on available-for-sale investments, net of tax.

**13 EQUITY RESERVE**

The eligible employees of the Company participate in an equity-settled, share-based long term incentive plan offered by its ultimate holding company, Chubb. The long term incentive plan consists of a restricted share grant plan, a restricted share option plan and an employee share participation plan.

**Restricted Share Grant Plan**

Under Chubb's long term incentive plan, 6,245 restricted ordinary shares were awarded during the financial year ended 31 December 2016 to eligible employees of the Company. These shares vest at various dates over a 4 year period from the grant dates and any unvested shares are cancelled on termination of the employment of the eligible employees. This plan is a group scheme with expenses incurred under the scheme charged out by Chubb to the Company on an annual basis. The annual expense is based on an amortised calculation that is reflective of the current financial year's expense portion of all restricted share grants issued in the current and prior financial years, and is consistent with the treatment required by MFRS 2: Share-based payment. There is no liability to the Company for the unamortised portion of the restrictive stock grants issued. The amortised calculation incorporates the fair market value of Chubb's common stock at grant date, in determining the expense amount. Expected future dividend payments in relation to the restrictive stock grants issued are made directly by Chubb to the eligible employees.

**CHUBB INSURANCE MALAYSIA BERHAD**  
(formerly known as ACE Jerneh Insurance Berhad)  
(Incorporated in Malaysia)

**NOTES TO THE FINANCIAL STATEMENTS**  
**FOR THE FINANCIAL YEAR ENDED 31 DECEMBER 2016 (CONTINUED)**

13 EQUITY RESERVE (CONTINUED)

Restricted Share Option Plan

Under Chubb's long term incentive plan, restrictive share options were granted to eligible employees of the Company. The exercisable price of these options is the fair market value at issue date. These options vest at various dates over a 3 year period from the grant date and any unvested options are cancelled on termination of employment. This plan is a group scheme with expenses incurred under the scheme charged out by Chubb to the Company on an annual basis. Any option not exercised or cancelled pursuant to the terms of plan will be forfeited by the tenth anniversary from the date of grant.

Movements in the number of share options outstanding and their related weighted average exercise prices are as follows:

|                                | 2016   |                                  | 2015   |                                  |
|--------------------------------|--|----------------------------------|--|----------------------------------|
|                                | Average<br>exercise<br>price<br><u>per share</u><br>RM | Share<br><u>options</u><br>Units | Average<br>exercise<br>price<br><u>per share</u><br>RM | Share<br><u>options</u><br>Units |
| At beginning of financial year |  | 30,074                           |  | 20,056                           |
| Granted                        | 506.74   | 8,111                            | 491.89   | 9,759                            |
| Forfeited                      | 455.29   | (4,021)                          | 439.06   | (1,579)                          |
| Exercised                      | 529.34   | (1,692)                          | 378.50   | (836)                            |
| Expiration                     |  | (696)                            |  | (52)                             |
| Transferred out                |  | (497)                            |  | (2,438)                          |
| Transferred in                 |  | 297                              |  | 5,164                            |
| At end of financial year       |  | 31,576                           |  | 30,074                           |

Out of the 31,576 outstanding options, 18,173 options were exercisable. Options granted in 2016 resulted in 8,111 shares options being issued at exercise price of RM506.74 each. 1,692 options were exercised in 2016 at exercise price of RM529.34.



**CHUBB INSURANCE MALAYSIA BERHAD**  
(formerly known as ACE Jerneh Insurance Berhad)  
(Incorporated in Malaysia)

**NOTES TO THE FINANCIAL STATEMENTS**  
**FOR THE FINANCIAL YEAR ENDED 31 DECEMBER 2016 (CONTINUED)**

13 EQUITY RESERVE (CONTINUED)

Restricted Share Option Plan (continued)

Share options outstanding at the end of the financial year have the following expiry date and exercise prices:

|      | Exercise price<br><u>per share</u><br>RM | Share options        |                      |
|------|--|----------------------|----------------------|
|      |  | <u>2016</u><br>Units | <u>2015</u><br>Units |
| 2015 | 190.39                                   | -                    | 166                  |
| 2016 | 241.41                                   | -                    | 173                  |
| 2017 | 240.29                                   | 86                   | -                    |
| 2018 | 258.01                                   | 1,660                | 1,815                |
| 2019 | 164.83                                   | 160                  | 476                  |
| 2020 | 215.60                                   | 1,445                | 1,781                |
| 2021 | 268.12                                   | 2,860                | 3,448                |
| 2022 | 313.96                                   | 2,768                | 3,102                |
| 2023 | 365.49                                   | 3,758                | 4,284                |
| 2024 | 414.16                                   | 5,244                | 6,782                |
| 2025 | 491.29                                   | 6,232                | 8,047                |
| 2026 | 506.74                                   | 7,363                | -                    |
|      |  | <u>31,576</u>        | <u>30,074</u>        |

The weighted average fair value of options granted during the financial year determined using the Black-Scholes valuation model was RM89.54 per option. The significant inputs into the model were share price of RM506.74, at the grant date, the exercise price shown above, volatility of 24.00%, dividend yield of 2.26%, an expected option life of 5 years and an annual risk-free interest rate of 1.24%. The volatility measured at the standard deviation of continuously compounded share returns is based on statistical analysis of daily share prices over the last three years.

Employee Share Purchase Plan

The Company collects monies from local eligible employees and acquires ordinary shares in Chubb on behalf of the employees on a bi-annual basis. The price paid by the eligible employees is set at a discount of 15% to the fair value of the ordinary shares at the date of acquisition; this discount is incurred at the group level by Chubb and not reimbursed from the Company.

The total expenses of employees equity-settled share-based long term incentive plan for the financial year was RM1,527,672.

Company No.

9827

A

CHUBB INSURANCE MALAYSIA BERHAD  
(formerly known as ACE Jerneh Insurance Berhad)  
(Incorporated in Malaysia)

NOTES TO THE FINANCIAL STATEMENTS  
FOR THE FINANCIAL YEAR ENDED 31 DECEMBER 2016 (CONTINUED)

|   | 2016            |                            |               | 2015            |                            |               |
|---|-----------------|----------------------------|---------------|-----------------|----------------------------|---------------|
|   | Gross<br>RM'000 | Re-<br>insurance<br>RM'000 | Net<br>RM'000 | Gross<br>RM'000 | Re-<br>insurance<br>RM'000 | Net<br>RM'000 |
| 14 Insurance contract liabilities                       |                 |                            |               |                 |                            |               |
| General insurance                                       | 999,266         | (242,249)                  | 757,017       | 1,076,844       | (371,456)                  | 705,388       |
| Provision for claims reported                           | 423,857         | (147,965)                  | 275,892       | 485,006         | (229,740)                  | 255,266       |
| Provision for incurred but not reported claims ("IBNR") | 207,299         | (66,579)                   | 140,720       | 247,262         | (108,268)                  | 138,994       |
| Claims liabilities                                      | 631,156         | (214,544)                  | 416,612       | 732,268         | (338,008)                  | 394,260       |
| Premium liabilities                                     | 368,110         | (27,705)                   | 340,405       | 344,576         | (33,448)                   | 311,128       |
|   | 999,266         | (242,249)                  | 757,017       | 1,076,844       | (371,456)                  | 705,388       |

Company No.

9827

A

**CHUBB INSURANCE MALAYSIA BERHAD**  
(formerly known as ACE Jerneh Insurance Berhad)  
(Incorporated in Malaysia)

**NOTES TO THE FINANCIAL STATEMENTS  
FOR THE FINANCIAL YEAR ENDED 31 DECEMBER 2016 (CONTINUED)**

**14 INSURANCE CONTRACT LIABILITIES (CONTINUED)**

The general insurance contract liabilities and its movements are further analysed as follows:

| (i) Claims liabilities   | 2016            |                            |                | 2015            |                            |                |
|--|-----------------|----------------------------|----------------|-----------------|----------------------------|----------------|
|  | Gross<br>RM'000 | Re-<br>insurance<br>RM'000 | Net<br>RM'000  | Gross<br>RM'000 | Re-<br>insurance<br>RM'000 | Net<br>RM'000  |
| At beginning of financial year   | 732,268         | (338,008)                  | 394,260        | 634,278         | (287,874)                  | 346,404        |
| Increase in claims incurred/recoveries anticipated over the financial year | 526,684         | (137,620)                  | 389,064        | 511,149         | (179,196)                  | 331,953        |
| Change in key assumptions  | (127,856)       | 69,826                     | (58,030)       | (81,006)        | 32,641                     | (48,365)       |
| Claims paid during the financial year                                      | (499,940)       | 191,258                    | (308,682)      | (332,153)       | 96,421                     | (235,732)      |
| At end of financial year   | <u>631,156</u>  | <u>(214,544)</u>           | <u>416,612</u> | <u>732,268</u>  | <u>(338,008)</u>           | <u>394,260</u> |

**CHUBB INSURANCE MALAYSIA BERHAD**  
(formerly known as ACE Jerneh Insurance Berhad)  
(Incorporated in Malaysia)

**NOTES TO THE FINANCIAL STATEMENTS  
FOR THE FINANCIAL YEAR ENDED 31 DECEMBER 2016 (CONTINUED)**

| 14 | INSURANCE CONTRACT LIABILITIES (CONTINUED)       | 2016            |                            |               | 2015            |                            |               |
|----|--|-----------------|----------------------------|---------------|-----------------|----------------------------|---------------|
|    |  | Gross<br>RM'000 | Re-<br>insurance<br>RM'000 | Net<br>RM'000 | Gross<br>RM'000 | Re-<br>insurance<br>RM'000 | Net<br>RM'000 |
|    | (ii) Premium liabilities                         |                 |                            |               |                 |                            |               |
|    | At beginning of financial year                   | 344,576         | (33,448)                   | 311,128       | 314,610         | (32,976)                   | 281,634       |
|    | Premiums written in the financial year (Note 19) | 958,368         | (227,083)                  | 731,285       | 905,613         | (227,582)                  | 678,031       |
|    | Premiums earned during the financial year        | (934,834)       | 232,826                    | (702,008)     | (875,647)       | 227,110                    | (648,537)     |
|    | At end of financial year                         | 368,110         | (27,705)                   | 340,405       | 344,576         | (33,448)                   | 311,128       |

CHUBB INSURANCE MALAYSIA BERHAD  
(formerly known as ACE Jerneh Insurance Berhad)  
(Incorporated in Malaysia)

NOTES TO THE FINANCIAL STATEMENTS  
FOR THE FINANCIAL YEAR ENDED 31 DECEMBER 2016 (CONTINUED)

15 INVESTMENT CONTRACT LIABILITIES

|                                 | <u>2016</u><br>RM'000 | <u>2015</u><br>RM'000 |
|---------------------------------|-----------------------|-----------------------|
| Investment contract liabilities | 1,135                 | 1,048                 |
| At beginning of financial year  | 1,048                 | 1,391                 |
| Deposits                        | 1,985                 | 2,663                 |
| Withdrawals                     | (1,898)               | (3,006)               |
| At end of financial year        | 1,135                 | 1,048                 |

The carrying amount of the investment contracts liabilities approximate fair value.

16 DEFERRED TAX ASSETS

|                                | <u>2016</u><br>RM'000 | <u>2015</u><br>RM'000 |
|--------------------------------|-----------------------|-----------------------|
| At beginning of financial year | 11,523                | 19,146                |
| Recognised in:                 |                       |                       |
| Income statement (Note 24)     | 4,372                 | (7,649)               |
| Other comprehensive income     | (533)                 | 26                    |
| At end of financial year       | 15,362                | 11,523                |

Deferred income tax assets and liabilities are offset when there is a legally enforceable right to set off current tax assets against current tax liabilities and when the deferred taxes related to the same authority. The following amounts determined after appropriate set off are shown in the statements of financial position:

|  | <u>2016</u><br>RM'000 | <u>2015</u><br>RM'000 |
|--|-----------------------|-----------------------|
| Presented after appropriate offsetting as follows: |                       |                       |
| Deferred tax assets                                | 15,362                | 11,523                |
| Current  | 17,114                | 11,963                |
| Non-current  | (1,752)               | (440)                 |
|  | 15,362                | 11,523                |

**CHUBB INSURANCE MALAYSIA BERHAD**  
(formerly known as ACE Jermeh Insurance Berhad)  
(Incorporated in Malaysia)

**NOTES TO THE FINANCIAL STATEMENTS  
FOR THE FINANCIAL YEAR ENDED 31 DECEMBER 2016 (CONTINUED)**

16 DEFERRED TAX ASSETS (CONTINUED)

|  | Allowance for<br>doubtful debts<br>RM'000 | Provisions<br>RM'000 | Accelerated<br>depreciation<br>RM'000 | Amortisation<br>of premium<br>RM'000 | Fair value<br>of securities<br>RM'000 | Others<br>RM'000 | Total<br>RM'000 |
|--|---|----------------------|---------------------------------------|--------------------------------------|---------------------------------------|------------------|-----------------|
| <u>31 December 2016</u>                          |   |                      |                                       |                                      |                                       |                  |                 |
| Deferred tax assets<br>(before off-setting)      |   |                      |                                       |                                      |                                       |                  |                 |
| At beginning of financial year                   | 1,786                                     | 9,870                | -                                     | (94)                                 | 1,288                                 | 292              | 13,142          |
| Recognised in:                                   |   |                      |                                       |                                      |                                       |                  |                 |
| Income statement                                 | 624                                       | 4,225                | -                                     | (79)                                 | -                                     | 271              | 5,041           |
| Other comprehensive income                       | -   | -                    | -                                     | -                                    | (533)                                 | -                | (533)           |
| At end of financial year                         | 2,410                                     | 14,095               | -                                     | (173)                                | 755                                   | 563              | 17,650          |
| Deferred tax liabilities<br>(before off-setting) |   |                      |                                       |                                      |                                       |                  |                 |
| At beginning of financial year                   | -   | -                    | (1,619)                               | -                                    | -                                     | -                | (1,619)         |
| Recognised in:                                   |   |                      |                                       |                                      |                                       |                  |                 |
| Income statement                                 | -   | -                    | (669)                                 | -                                    | -                                     | -                | (669)           |
| At end of financial year                         | -   | -                    | (2,288)                               | -                                    | -                                     | -                | (2,288)         |
| Deferred tax assets<br>(after off-setting)       |   |                      |                                       |                                      |                                       |                  |                 |
|  |   |                      |                                       |                                      |                                       |                  | 15,362          |

**CHUBB INSURANCE MALAYSIA BERHAD**  
(formerly known as ACE Jerneh Insurance Berhad)  
(Incorporated in Malaysia)

**NOTES TO THE FINANCIAL STATEMENTS  
FOR THE FINANCIAL YEAR ENDED 31 DECEMBER 2016 (CONTINUED)**

16 DEFERRED TAX ASSETS (CONTINUED)

|  | Allowance for<br>doubtful debts<br>RM'000 | Provisions<br>RM'000 | Accelerated<br>depreciation<br>RM'000 | Amortisation<br>of premium<br>RM'000 | Fair value<br>of securities<br>RM'000 | Others<br>RM'000 | Total<br>RM'000 |
|--|---|----------------------|---------------------------------------|--------------------------------------|---------------------------------------|------------------|-----------------|
| <u>31 December 2015</u>                          |   |                      |                                       |                                      |                                       |                  |                 |
| Deferred tax assets<br>(before off-setting)      |   |                      |                                       |                                      |                                       |                  |                 |
| At beginning of financial year                   | 3,110                                     | 15,784               | -                                     | 681                                  | 1,262                                 | 657              | 21,494          |
| Recognised in:                                   |   |                      |                                       |                                      |                                       |                  |                 |
| Income statement                                 | (1,324)                                   | (5,914)              | -                                     | (775)                                | -                                     | (365)            | (8,378)         |
| Other comprehensive income                       | -   | -                    | -                                     | -                                    | 26                                    | -                | 26              |
| At end of financial year                         | 1,786                                     | 9,870                | -                                     | (94)                                 | 1,288                                 | 292              | 13,142          |
| Deferred tax liabilities<br>(before off-setting) |   |                      |                                       |                                      |                                       |                  |                 |
| At beginning of financial year                   | -   | -                    | (2,348)                               | -                                    | -                                     | -                | (2,348)         |
| Recognised in:                                   |   |                      |                                       |                                      |                                       |                  |                 |
| Income statement                                 | -   | -                    | 729                                   | -                                    | -                                     | -                | 729             |
| At end of financial year                         | -   | -                    | (1,619)                               | -                                    | -                                     | -                | (1,619)         |
| Deferred tax assets<br>(after off-setting)       |   |                      |                                       |                                      |                                       |                  |                 |
|  |   |                      |                                       |                                      |                                       |                  | 11,523          |

CHUBB INSURANCE MALAYSIA BERHAD  
(formerly known as ACE Jerneh Insurance Berhad)  
(Incorporated in Malaysia)

NOTES TO THE FINANCIAL STATEMENTS  
FOR THE FINANCIAL YEAR ENDED 31 DECEMBER 2016 (CONTINUED)

17 INSURANCE PAYABLES

|                                   | <u>2016</u><br>RM'000 | <u>2015</u><br>RM'000 |
|-----------------------------------|-----------------------|-----------------------|
| Due to agents and intermediaries* | 32,913                | 38,851                |
| Due to reinsurers and cedants*    | 33,191                | 45,414                |
|                                   | <u>66,104</u>         | <u>84,265</u>         |

The carrying amounts disclosed above approximate fair value at the reporting date. All amounts are payable within one year.

\* The amount includes the following balances for which the Company has not received third party statements to facilitate further reconciliation:

|  | <u>2016</u><br>RM'000 | <u>2015</u><br>RM'000 |
|--|-----------------------|-----------------------|
| Due to brokers and co-insurers         | 831                   | 612                   |
| Due to reinsurers and ceding companies | 786                   | 2,201                 |
|  | <u>1,617</u>          | <u>2,813</u>          |

Financial liabilities

|   |                 |                 |
|---|-----------------|-----------------|
| Gross amounts of recognised financial liabilities   | 93,092          | 111,662         |
| Less: Gross amounts of recognised financial assets<br>set off in the statement of financial position (Note 8) | <u>(26,988)</u> | <u>(27,397)</u> |
| Net amounts of financial liabilities presented in the statement<br>of financial position                      | <u>66,104</u>   | <u>84,265</u>   |

As disclosed in Note 8 to the financial statements, there are no financial liabilities subjected to an enforceable master netting arrangement or similar agreement financial instruments received as collateral, nor any cash collateral pledged or received as at 31 December 2016 (2015: NIL).



**CHUBB INSURANCE MALAYSIA BERHAD**  
(formerly known as ACE Jerneh Insurance Berhad)  
(Incorporated in Malaysia)

**NOTES TO THE FINANCIAL STATEMENTS**  
**FOR THE FINANCIAL YEAR ENDED 31 DECEMBER 2016 (CONTINUED)**

**18 OTHER PAYABLES**

|                       | <u>2016</u>    | <u>2015</u>    |
|-----------------------|----------------|----------------|
|                       | RM'000         | RM'000         |
| Accrued liabilities   | 48,744         | 32,287         |
| Payroll liabilities   | 9,771          | 9,206          |
| Deposit held on bonds | 50,959         | 41,795         |
| Other payables        | 22,448         | 20,309         |
|                       | <u>131,922</u> | <u>103,597</u> |

The carrying amounts disclosed above approximate fair value at the reporting date.

**19 NET EARNED PREMIUMS**

|   | <u>2016</u>      | <u>2015</u>      |
|---|------------------|------------------|
|   | RM'000           | RM'000           |
| (a) Gross earned premiums                 |                  |                  |
| General insurance contracts (Note 14(ii)) | 958,368          | 905,613          |
| Change in premium liabilities             | (23,534)         | (29,966)         |
|   | <u>934,834</u>   | <u>875,647</u>   |
| (b) Premium ceded                         |                  |                  |
| General insurance contracts (Note 14(ii)) | (227,083)        | (227,582)        |
| Change in premium liabilities             | (5,743)          | 472              |
|   | <u>(232,826)</u> | <u>(227,110)</u> |
| Net earned premiums                       | <u>702,008</u>   | <u>648,537</u>   |

|      |   |
|------|---|
| 9827 | A |
|------|---|

CHUBB INSURANCE MALAYSIA BERHAD  
(formerly known as ACE Jerneh Insurance Berhad)  
(Incorporated in Malaysia)

NOTES TO THE FINANCIAL STATEMENTS  
FOR THE FINANCIAL YEAR ENDED 31 DECEMBER 2016 (CONTINUED)

|    |  |               |                 |
|----|--|---------------|-----------------|
| 20 | INVESTMENT INCOME  |               |                 |
|    |  | <u>2016</u>   | <u>2015</u>     |
|    |  | RM'000        | RM'000          |
|    | <u>AFS</u>   |               |                 |
|    | Interest income  | 40,748        | 42,537          |
|    | Dividend income  |               |                 |
|    | - unquoted equity securities in Malaysia                   | 99            | 99              |
|    | <u>Loans and receivables and cash and cash equivalents</u> |               |                 |
|    | Interest income  | 6,286         | 7,089           |
|    | Accretion of discounts                                     | 319           | 228             |
|    | Other investment income                                    | 4,543         | 2,227           |
|    | Investment advisory fees and custodian charges             | (1,586)       | (2,512)         |
|    |  | <u>50,409</u> | <u>49,668</u>   |
| 21 | REALISED GAINS/(LOSSES)                                    |               |                 |
|    |  | <u>2016</u>   | <u>2015</u>     |
|    |  | RM'000        | RM'000          |
|    | <u>Property and equipment:</u>                             |               |                 |
|    | Realised losses  | (8)           | (79)            |
|    | <u>AFS</u>   |               |                 |
|    | Realised gains/(losses):                                   |               |                 |
|    | Unquoted debt securities in Malaysia                       | 15            | (738)           |
|    | <u>Foreign exchange:</u>                                   |               |                 |
|    | Realised gains/(losses)                                    | 294           | (10,556)        |
|    |  | <u>301</u>    | <u>(11,373)</u> |
| 22 | COMMISSION INCOME  |               |                 |
|    |  | <u>2016</u>   | <u>2015</u>     |
|    |  | RM'000        | RM'000          |
|    | Commission income related to insurance contracts           | 58,211        | 63,765          |

|      |   |
|------|---|
| 9827 | A |
|------|---|

CHUBB INSURANCE MALAYSIA BERHAD  
(formerly known as ACE Jerneh Insurance Berhad)  
(Incorporated in Malaysia)

NOTES TO THE FINANCIAL STATEMENTS  
FOR THE FINANCIAL YEAR ENDED 31 DECEMBER 2016 (CONTINUED)

23 MANAGEMENT EXPENSES

|  | <u>Note</u> | <u>2016</u><br>RM'000 | <u>2015</u><br>RM'000 |
|--|-------------|-----------------------|-----------------------|
| Employee benefits expense  | 23(a)       | 89,481                | 86,177                |
| Directors' remuneration  | 23(b)       | 694                   | 626                   |
| Auditors' remuneration   |             |                       |                       |
| - Statutory audits   |             | 382                   | 350                   |
| - Other services   |             | 8                     | 26                    |
| Depreciation of property and equipment                               | 4           | 4,336                 | 4,468                 |
| Property and equipment written off                                   |             | 11                    | 469                   |
| Rental of office   |             | 787                   | 797                   |
| Amortisation of intangible assets                                    | 5           | 1,244                 | 1,002                 |
| Lease rental of equipment  |             | 405                   | 367                   |
| EDP expenses   |             | 38,875                | 11,513                |
| Increase/(decrease) in allowance for<br>impairment of doubtful debts |             | 2,599                 | (4,881)               |
| Bad debts written off  |             | 275                   | 7,276                 |
| Bad debts recovered  |             | (228)                 | (3)                   |
| Advertising  |             | 22,991                | 20,872                |
| Printing and stationery  |             | 6,901                 | 7,651                 |
| Electricity and water  |             | 1,391                 | 1,534                 |
| Postage and telephone  |             | 1,538                 | 1,769                 |
| Regional technical service charges                                   |             | 12,093                | 6,046                 |
| Outsource services fees  |             | 9,538                 | 12,715                |
| Other expenses   |             | 23,380                | 20,289                |
|  |             | <u>216,701</u>        | <u>179,063</u>        |
| (a) Employee benefits expense  |             |                       |                       |
| Wages and salaries   |             | 59,426                | 56,606                |
| Social security contributions  |             | 474                   | 444                   |
| Contributions to defined contribution plan,<br>EPF                   |             | 9,388                 | 9,108                 |
| Other benefits   |             | 20,193                | 20,019                |
|  |             | <u>89,481</u>         | <u>86,177</u>         |

|             |   |
|-------------|---|
| Company No. |   |
| 9827        | A |

**CHUBB INSURANCE MALAYSIA BERHAD**  
(formerly known as ACE Jerneh Insurance Berhad)  
(Incorporated in Malaysia)

**NOTES TO THE FINANCIAL STATEMENTS  
FOR THE FINANCIAL YEAR ENDED 31 DECEMBER 2016 (CONTINUED)**

23 **MANAGEMENT EXPENSES (CONTINUED)**

(b) Directors' remuneration

The Directors' remuneration and other emoluments are as follows:

2016

|  | <u>Fees</u><br>RM'000 | <u>Salary</u><br>RM'000 | <u>Bonus</u><br>RM'000 | <u>Other</u><br>RM'000 | <u>Benefits-<br/>in-kind</u><br>RM'000 | <u>Total</u><br>RM'000 |
|--|-----------------------|-------------------------|------------------------|------------------------|--|------------------------|
| <u>Executive Directors:</u>                            |                       |                         |                        |                        |  |                        |
| Stephen Barry Crouch (also as Chief Executive Officer) | -                     | 1,093                   | 600                    | 1,362                  | 624                                    | 3,679                  |
| Olivier Bouchard                                       | 90                    | -                       | -                      | -                      | -                                      | 90                     |
| <u>Non-executive Directors:</u>                        |                       |                         |                        |                        |  |                        |
| YBhg Tan Sri Leo Moggie                                | 168                   | -                       | -                      | -                      | -                                      | 168                    |
| Dato' Sri Abdul Hamidy bin Abdul Hafiz                 | 151                   | -                       | -                      | -                      | -                                      | 151                    |
| Song Yam Lim   | 138                   | -                       | -                      | -                      | -                                      | 138                    |
| Gregory Jerome Gerald Fernandes                        | 147                   | -                       | -                      | -                      | -                                      | 147                    |
| <b>Total Directors' remuneration</b>                   | <b>694</b>            | <b>1,093</b>            | <b>600</b>             | <b>1,362</b>           | <b>624</b>                             | <b>4,373</b>           |

**CHUBB INSURANCE MALAYSIA BERHAD**  
(formerly known as ACE Jermeh Insurance Berhad)  
(Incorporated in Malaysia)

**NOTES TO THE FINANCIAL STATEMENTS  
FOR THE FINANCIAL YEAR ENDED 31 DECEMBER 2016 (CONTINUED)**

23 **MANAGEMENT EXPENSES (CONTINUED)**

(b) Directors' remuneration (continued)

2015

|   | Fees<br>RM'000 | Salary<br>RM'000 | Bonus<br>RM'000 | Other<br>RM'000 | Benefits-<br>in-kind<br>RM'000 | Total<br>RM'000 |
|---|----------------|------------------|-----------------|-----------------|--------------------------------|-----------------|
| <u>Executive Directors:</u>                               |                |                  |                 |                 |                                |                 |
| Stephen Barry Crouch (also as Chief<br>Executive Officer) | -              | 1,085            | 600             | 1,321           | 594                            | 3,600           |
| Olivier Bouchard  | 70             | -                | -               | -               | -                              | 70              |
| <u>Non-executive Directors:</u>                           |                |                  |                 |                 |                                |                 |
| YBhg Tan Sri Leo Moggie                                   | 150            | -                | -               | -               | -                              | 150             |
| Dato' Sri Abdul Hamidy bin Abdul Hafiz                    | 112            | -                | -               | -               | -                              | 112             |
| Song Yam Lim  | 126            | -                | -               | -               | -                              | 126             |
| Gregory Jerome Gerald Fernandes                           | 119            | -                | -               | -               | -                              | 119             |
| Daniel Andrew Albert Vanderkemp                           | 49             | -                | -               | -               | -                              | 49              |
| <b>Total Directors' remuneration</b>                      | <b>626</b>     | <b>1,085</b>     | <b>600</b>      | <b>1,321</b>    | <b>594</b>                     | <b>4,226</b>    |

|             |   |
|-------------|---|
| Company No. |   |
| 9827        | A |

**CHUBB INSURANCE MALAYSIA BERHAD**  
(formerly known as ACE Jerneh Insurance Berhad)  
(Incorporated in Malaysia)

**NOTES TO THE FINANCIAL STATEMENTS**  
**FOR THE FINANCIAL YEAR ENDED 31 DECEMBER 2016 (CONTINUED)**

23 **MANAGEMENT EXPENSES (CONTINUED)**

(b) **Directors' remuneration (continued)**

The number of executive and non-executive Directors whose total remuneration received during the financial year that fall within the following bands are as follows:

|                                 | <u>Number of Directors</u> |             |
|---------------------------------|----------------------------|-------------|
|                                 | <u>2016</u>                | <u>2015</u> |
| <u>Executive Directors:</u>     |                            |             |
| Below RM100,000                 | 1                          | 1           |
| RM100,001-RM4,000,000           | 1                          | 1           |
| <u>Non-executive Directors:</u> |                            |             |
| Below RM100,000                 | -                          | 1           |
| RM100,001-RM200,000             | 4                          | 4           |

Total staff costs of the Company (including Executive Director) are RM89,481,000 (2015: RM86,177,000).

The remuneration, including benefits-in-kind, attributable to the Chief Executive Officer of the Company during the financial year amounted to RM3,679,360 (2015: RM3,599,852).

Key management personnel are those people defined as having authority and responsibility for planning, directing and controlling the activities of the Company, either directly or indirectly.

The compensation of the key management personnel including Executive Director are as follows:

|   | <u>2016</u>   | <u>2015</u>   |
|---|---------------|---------------|
|   | RM'000        | RM'000        |
| <u>Fixed remuneration</u>               |               |               |
| Salary and bonus                        | 7,276         | 6,998         |
| Benefits-in-kind and other remuneration | 487           | 572           |
| <u>Variable remuneration</u>            |               |               |
| Cash-based                              | 1,624         | 1,344         |
| Shares and share-linked instruments     | 2,358         | 2,212         |
| Benefits-in-kind and other remuneration | 195           | 200           |
|   | <u>11,940</u> | <u>11,326</u> |

CHUBB INSURANCE MALAYSIA BERHAD  
(formerly known as ACE Jerneh Insurance Berhad)  
(Incorporated in Malaysia)

NOTES TO THE FINANCIAL STATEMENTS  
FOR THE FINANCIAL YEAR ENDED 31 DECEMBER 2016 (CONTINUED)

| 24 TAXATION   | <u>2016</u><br>RM'000 | <u>2015</u><br>RM'000 |
|---|-----------------------|-----------------------|
| Current income tax:   |                       |                       |
| Current financial year  | 38,622                | 35,246                |
| Over-provision in prior financial years                       | (822)                 | (2,066)               |
|   | <u>37,800</u>         | <u>33,180</u>         |
| Deferred tax (Note 16):                                       |                       |                       |
| Relating to origination and reversal of temporary differences | (5,149)               | 4,861                 |
| Under-provision in prior financial years                      | 777                   | 2,788                 |
|   | <u>(4,372)</u>        | <u>7,649</u>          |
|   | <u>33,428</u>         | <u>40,829</u>         |

A reconciliation of income tax expense applicable to profit before taxation at the statutory income tax rate to income tax expense at the effective income tax rate is as follows:

|   | <u>2016</u><br>RM'000 | <u>2015</u><br>RM'000 |
|---|-----------------------|-----------------------|
| Profit before tax   | <u>129,522</u>        | <u>163,299</u>        |
| Taxation at Malaysian statutory tax rate of 24% (2015: 25%) | 31,085                | 40,825                |
| Deduction of cash contribution to MMIP *                    | -                     | (1,753)               |
| Income not subject to tax                                   | (2,526)               | (1,607)               |
| Expenses not deductible for tax purposes                    | 4,914                 | 3,120                 |
| Change in tax rate from 25% to 24%                          | -                     | (478)                 |
| (Over)/under-provision in prior financial years             | (45)                  | 722                   |
| Tax expense for the financial year                          | <u>33,428</u>         | <u>40,829</u>         |

\* The deductions in respect of cash contribution to MMIP relates to the tax deduction allowed on MMIP cash contributions made in the last financial year of RM7,011,576, pursuant to the Gazette Order issued by the Attorney General Chambers of Malaysia on 28 November 2012.

|      |   |
|------|---|
| 9827 | A |
|------|---|

CHUBB INSURANCE MALAYSIA BERHAD  
(formerly known as ACE Jerneh Insurance Berhad)  
(Incorporated in Malaysia)

NOTES TO THE FINANCIAL STATEMENTS  
FOR THE FINANCIAL YEAR ENDED 31 DECEMBER 2016 (CONTINUED)

25 EARNINGS PER SHARE

Basic earnings per share are calculated by dividing profit for the financial year attributable to ordinary equity holders of the Company by the weighted average number of ordinary shares in issue during the financial year.

|  | <u>2016</u><br>RM'000 | <u>2015</u><br>RM'000 |
|--|-----------------------|-----------------------|
| Profit attributable to ordinary equity holders | 96,094                | 122,470               |
| Weighted average number of shares in issue     | 100,000               | 100,000               |
| Basic earnings per share (sen)                 | <u>96.09</u>          | <u>122.47</u>         |

26 CASH FLOWS

|  | <u>2016</u><br>RM'000 | <u>2015</u><br>RM'000 |
|--|-----------------------|-----------------------|
| Profit before tax  | 129,522               | 163,299               |
| Investment income  | (50,409)              | (49,668)              |
| Realised (gain)/loss on AFS investments                              | (15)                  | 738                   |
| Realised (gain)/loss on foreign exchange                             | (294)                 | 10,556                |
| Depreciation of property and equipment                               | 4,336                 | 4,468                 |
| Amortisation of intangible assets                                    | 1,244                 | 1,002                 |
| Loss on disposal of property and equipment                           | 8                     | 79                    |
| Property and equipment written off                                   | 11                    | 469                   |
| Increase/(decrease) in allowance for impairment<br>of doubtful debts | 2,599                 | (4,881)               |
| Bad debts written off  | 275                   | 7,276                 |
| Employees share-based long term incentive plan                       | 1,733                 | 1,592                 |
| Changes in working capital:  |                       |                       |
| Decrease/(increase) in reinsurance assets                            | 129,207               | (50,606)              |
| Increase in insurance receivables                                    | (10,587)              | (14,005)              |
| Decrease/(increase) in other receivables                             | 12,316                | (9,872)               |
| (Decrease)/increase in insurance contract liabilities                | (77,578)              | 127,956               |
| (Decrease)/increase in insurance payables                            | (18,161)              | 5,003                 |
| Increase/(decrease) in other payables                                | 28,619                | (38,624)              |
| Net (increase)/decrease in AFS investments                           | (111,853)             | 183,058               |
| Increase/(decrease) in investment contract liabilities               | 87                    | (343)                 |
| Cash generated from operating activities                             | <u>41,060</u>         | <u>337,497</u>        |



|             |   |
|-------------|---|
| Company No. |   |
| 9827        | A |

**CHUBB INSURANCE MALAYSIA BERHAD**  
(formerly known as ACE Jerneh Insurance Berhad)  
(Incorporated in Malaysia)

**NOTES TO THE FINANCIAL STATEMENTS**  
**FOR THE FINANCIAL YEAR ENDED 31 DECEMBER 2016 (CONTINUED)**

**27 OPERATING LEASE COMMITMENTS**

(a) The Company as lessee

The Company leases premises from various parties under non-cancellable operating leases. The leases typically run for a period of 2 to 4 years with the option to renew the leases after the expiry date.

The future minimum lease payments payable under non-cancellable operating leases contracted for as at the reporting date but not recognised as liabilities are as follows:

|  | <u>2016</u><br>RM'000 | <u>2015</u><br>RM'000 |
|--|-----------------------|-----------------------|
| Within one year                                | 1,388                 | 1,627                 |
| Later than one year but not later than 4 years | 1,156                 | 1,730                 |
|  | <u>2,544</u>          | <u>3,357</u>          |

**28 RELATED PARTY BALANCES AND TRANSACTIONS**

The related parties of, and their relationship with the Company, are as follows:

| <u>Company</u>                       | <u>Country of incorporation</u> | <u>Relationship</u>       |
|--------------------------------------|---------------------------------|---------------------------|
| Chubb Limited                        | Switzerland                     | Ultimate holding company  |
| Chubb INA International Holdings Ltd | United States                   | Immediate holding company |

In the normal course of business, the Company undertakes at agreed terms and prices, various transactions with its ultimate holding company and related companies, being subsidiaries of Chubb Limited ("Chubb Group").

The related party balances as at the date of the statement of financial position and significant related party transactions arising from normal business transactions during the financial year are set out below.

Significant related party outstanding balances:

|   | <u>2016</u><br>RM'000 | <u>2015</u><br>RM'000 |
|---|-----------------------|-----------------------|
| <u>Chubb Group</u>                      |                       |                       |
| Reinsurance assets on claim liabilities | 51,128                | 85,430                |
| Insurance receivables                   | 1,144                 | 1,581                 |
| Other receivables                       | 5,609                 | 509                   |
| Insurance payables                      | (5,517)               | (9,789)               |
| Other payables                          | (17,179)              | (10,628)              |
|   | <u></u>               | <u></u>               |

|             |   |
|-------------|---|
| Company No. |   |
| 9827        | A |

CHUBB INSURANCE MALAYSIA BERHAD  
(formerly known as ACE Jerneh Insurance Berhad)  
(Incorporated in Malaysia)

NOTES TO THE FINANCIAL STATEMENTS  
FOR THE FINANCIAL YEAR ENDED 31 DECEMBER 2016 (CONTINUED)

28 RELATED PARTY BALANCES AND TRANSACTIONS (CONTINUED)

Significant related party transactions:

|  | <u>2016</u><br>RM'000       | <u>2015</u><br>RM'000       |
|--|-----------------------------|-----------------------------|
| <u>Chubb Group</u>                     |                             |                             |
| Premium income                         | 20,738                      | 24,689                      |
| Premium ceded                          | (134,390)                   | (131,139)                   |
| Commission income                      | 32,366                      | 31,547                      |
| Commission expenses                    | (1,129)                     | (1,052)                     |
| Claims recoveries                      | 27,642                      | 36,154                      |
| Claims incurred                        | (14,364)                    | (6,822)                     |
| Accounting and administration services | 144                         | 144                         |
| Rental and parking income              | 659                         | 602                         |
| EDP system charges                     | (8,055)                     | (5,218)                     |
| Accounting services                    | (179)                       | (290)                       |
| Management fees                        | (206)                       | (311)                       |
| Various technical support              | (12,093)                    | (6,046)                     |
| IT development cost on GST             | -                           | 1,960                       |
|  | <u>                    </u> | <u>                    </u> |

29 RISK MANAGEMENT FRAMEWORK

The Company recognises the importance of effective risk management practices and embedding risk culture within the Company and therefore, it is the commitment of the Company to integrate Enterprise Risk Management ("ERM") into strategic planning and decision making.

(a) Risk Appetite

The risk appetite outlines the degree of risk the Company is willing to assume in pursuit of its strategic objectives against the capital exposed to the risk. The risk appetite is formulated by the Board and is reviewed annually. The risk appetite articulates the risks, controls and returns for material exposures. The Company in general has a conservative risk appetite with a prudent Risk Management Framework ("RMF") in place.

(b) Risk Management Framework

The Company's RMF describes the role of ERM and helps the Company to achieve its business objectives, meet its corporate obligations and at the same time maintain the Company's reputation.

The RMF puts in place a structure and a process to mitigate risks as they are identified or emerge by assessing them against the Company's established appetite and tolerance levels, thus helping to protect and maintain the capital in the interests of all key stakeholders.

|             |   |
|-------------|---|
| Company No. |   |
| 9827        | A |

CHUBB INSURANCE MALAYSIA BERHAD  
(formerly known as ACE Jerneh Insurance Berhad)  
(Incorporated in Malaysia)

NOTES TO THE FINANCIAL STATEMENTS  
FOR THE FINANCIAL YEAR ENDED 31 DECEMBER 2016 (CONTINUED)

29 RISK MANAGEMENT FRAMEWORK (CONTINUED)

(c) Risk Governance and Oversight

The responsibility and oversight of ERM rests with the Board of Directors ("Board"), with the Enterprise Risk Committee ("ERC") responsible for oversight, policy development, execution and maintaining the appropriate infrastructure. Primary ownership for the daily execution of risk management and controls rests with the business and operating units.

The Board has ultimate risk management responsibility and is also responsible for providing the overall Company direction and strategy, setting financial objectives and for monitoring compliance with regulatory requirements and ethical standards. Chubb's Board has a specific charter setting out its duties and responsibilities. In discharging its responsibility for overall risk management and control, the Board delegates a number of key functions to the Board Risk Management Committee ("BRMC").

The ERC is charged with the responsibility of monitoring, assessing and reporting on risk related activities and meets at least once a quarter, and reports to the BRMC through the Chief Risk Officer ("CRO"). Its objective is to establish, maintain and monitor compliance within a sound risk management framework that integrates risk management into all activities of the business. Its role is to provide advice and assistance including submitting recommendations to the Board on risk management.

(d) Capital Management and Capital Adequacy

Prudent capital management is the foundation for ensuring the Company is able to fulfil its financial obligations to its shareholders, policyholders, regulators and other key stakeholders. The Board is ultimately responsible for determining that the Company's capital is adequate after taking into account the Company's strategic objectives, size and the complexity of its business.

The Company has separately documented its Internal Capital Adequacy Assessment Process ("ICAAP") to ensure that the capital held is adequate based on the Company's risk profile, business mix and complexity of operations. ICAAP outlines the procedures, systems, controls and personnel to identify, measure, monitor and manage the risks arising from capital related activities of the Company. Capital Management is a fundamental aspect of risk management. Capital adequacy assessments and stress tests are conducted on a regular basis, to ensure that sufficient capital is held to meet the minimum regulatory requirement with an additional buffer to withstand a range of adverse or extreme risk event scenarios.

**CHUBB INSURANCE MALAYSIA BERHAD**  
(formerly known as ACE Jerneh Insurance Berhad)  
(Incorporated in Malaysia)

**NOTES TO THE FINANCIAL STATEMENTS**  
**FOR THE FINANCIAL YEAR ENDED 31 DECEMBER 2016 (CONTINUED)**

29 **RISK MANAGEMENT FRAMEWORK (CONTINUED)**

(e) Major Risks

The Company considers insurance risks, financial risks, market risks, and operational risks as its major risks.

1 Insurance Risk

The Company has in place underwriting guidelines which ensure that underwriting risk undertaken adhere to proper control procedures, to mitigate the Company's exposure to potential financial liabilities resulting from incurring higher claims cost than expected.

This is due to the nature of claims which can be unpredictable in frequency and severity, and the risk of change in legal or economic conditions affecting insurance pricing and conditions of insurance or reinsurance cover.

The underwriting and claims monitoring programme incorporates standards for underwriting procedures, policy retention limits, use of reinsurance and the setting of claims reserves. Underwriting standards are established to manage the initial insurability of customers. Renewal underwriting standards are in place for business that renews on a periodic basis.

1.1 Reinsurance risk

In the normal course of business, the Company limits the amount of loss on any one policy by reinsuring certain levels of risk with other reinsurers/insurers. Reinsurance does not discharge the Company's liability as the primary insurer. Failure of reinsurers to honour their obligations could result in losses to the Company. In order to minimise losses from reinsurance insolvencies, the Company's reinsurance arrangement is in line with BNM's JPI/GPI 22 on "Guidelines on General Reinsurance Arrangement".

1.2 Concentration risk

The table below sets out the concentration of the Company's general insurance business's gross written premium by lines of business.

|                                 | 2016                   |                                    |                      | 2015                   |                                    |                      |
|---------------------------------|------------------------|------------------------------------|----------------------|------------------------|------------------------------------|----------------------|
|                                 | <u>Gross</u><br>RM'000 | <u>Re-<br/>insurance</u><br>RM'000 | <u>Net</u><br>RM'000 | <u>Gross</u><br>RM'000 | <u>Re-<br/>insurance</u><br>RM'000 | <u>Net</u><br>RM'000 |
| Fire                            | 177,892                | (65,016)                           | 112,876              | 164,859                | (67,308)                           | 97,551               |
| Motor                           | 303,101                | (12,150)                           | 290,951              | 289,262                | (11,238)                           | 278,024              |
| Marine, aviation<br>and transit | 71,388                 | (33,113)                           | 38,275               | 74,754                 | (33,309)                           | 41,445               |
| Miscellaneous                   | 405,987                | (116,804)                          | 289,183              | 376,738                | (115,727)                          | 261,011              |
|                                 | <u>958,368</u>         | <u>(227,083)</u>                   | <u>731,285</u>       | <u>905,613</u>         | <u>(227,582)</u>                   | <u>678,031</u>       |

**CHUBB INSURANCE MALAYSIA BERHAD**  
(formerly known as ACE Jerneh Insurance Berhad)  
(Incorporated in Malaysia)

**NOTES TO THE FINANCIAL STATEMENTS**  
**FOR THE FINANCIAL YEAR ENDED 31 DECEMBER 2016 (CONTINUED)**

29 RISK MANAGEMENT FRAMEWORK (CONTINUED)

(e) Major Risks (continued)

1 Insurance Risk (continued)

1.2 Concentration risk (continued)

The table below sets out the concentration of the Company's insurance contract liabilities – claims liabilities by lines of business.

|                                 | 2016            |                            |                | 2015            |                            |                |
|---------------------------------|-----------------|----------------------------|----------------|-----------------|----------------------------|----------------|
|                                 | Gross<br>RM'000 | Re-<br>insurance<br>RM'000 | Net<br>RM'000  | Gross<br>RM'000 | Re-<br>insurance<br>RM'000 | Net<br>RM'000  |
| Fire                            | 106,237         | (59,724)                   | 46,513         | 204,494         | (164,406)                  | 40,088         |
| Motor                           | 241,570         | (10,613)                   | 230,957        | 227,759         | (5,567)                    | 222,192        |
| Marine, aviation<br>and transit | 66,292          | (35,488)                   | 30,804         | 86,322          | (57,132)                   | 29,190         |
| Miscellaneous                   | 217,057         | (108,719)                  | 108,338        | 213,693         | (110,903)                  | 102,790        |
|                                 | <u>631,156</u>  | <u>(214,544)</u>           | <u>416,612</u> | <u>732,268</u>  | <u>(338,008)</u>           | <u>394,260</u> |

1.3 Basis of estimates

The principal assumptions underlying the estimates of liabilities is that the Company's future claim development will follow a similar pattern to the past claims development experience. This includes assumptions in respect of average claim costs, claims handling costs, and claim inflation factors and average number of claims for each accident years.

Allowance was made for "pure IBNR" (late reported claims) and Incurred But Not Enough Reported ("IBNER") (development of known claims) and reopened claims as well as expected future claims inflations.

The Company has based its risk margin for adverse deviation for the provision for unexpired risks and insurance contract liabilities at a minimum 75% of sufficiency, according to the requirement set by BNM under the RBC Framework.

1.4 Key assumptions

The principal assumptions underlying the estimation of liabilities is that the Company's future claims development will follow a similar pattern to past claims development experience. This includes assumptions in respect of average claim costs, claim handling costs, claim inflation factors and average number of claims for each accident year.

Additional qualitative judgments are used to assess the extent to which past trends may not apply in the future, for example, isolated occurrence, changes in market factors such as public attitude to claiming, economic conditions, as well as internal factors, such as, portfolio mix, policy conditions and claims handling procedures. Judgment is further used to assess the extent to which external factors, such as, judicial decisions and government legislation affect the estimates.

CHUBB INSURANCE MALAYSIA BERHAD  
(formerly known as ACE Jerneh Insurance Berhad)  
(Incorporated in Malaysia)

NOTES TO THE FINANCIAL STATEMENTS  
FOR THE FINANCIAL YEAR ENDED 31 DECEMBER 2016 (CONTINUED)

29 RISK MANAGEMENT FRAMEWORK (CONTINUED)

(e) Major Risks (continued)

1 Insurance Risk (continued)

1.4 Key assumptions (continued)

Other key circumstances affecting the reliability of assumptions include variation in interest rates, delays in settlement and changes in foreign currency rates.

1.5 Sensitivity analysis

The analysis below is performance for reasonably possible movements in key assumptions with all other assumptions held constant, showing the impact on gross and net liabilities, profit before tax and equity. The correlation of assumptions will have a significant effect in determining the ultimate claims liabilities, but to demonstrate the impact due to changes in assumptions, assumptions had to be changed on an individual basis.

There are no significant changes to the key assumptions used except that the Company has not applied discounting to the general insurance claims liabilities for the current financial year. The effect of this change in assumption is disclosed in Note 14(i) to the financial statements.

|  | <u>Change in assumptions</u> | <u>Impact on gross liabilities</u><br>RM'000 | <u>Impact on net liabilities</u><br>RM'000 | <u>Impact on profit before tax</u><br>RM'000 | <u>Impact on equity #</u><br>RM'000 |
|--|------------------------------|--|--|--|-------------------------------------|
| <u>31 December 2016</u>                          |                              |  |  |  |                                     |
| Ultimate loss ratio for the latest accident year | +10%                         | 56,636                                       | 38,298                                     | 38,298                                       | 29,107                              |
| Average claims handling expenses                 | +10%                         | 1,656  | 1,656                                      | 1,656  | 1,259                               |
| PRAD*  | +10%                         | 5,342  | 3,349                                      | 3,349  | 2,545                               |
| <u>31 December 2015</u>                          |                              |  |  |  |                                     |
| Ultimate loss ratio for the latest accident year | +10%                         | 58,420                                       | 32,200                                     | 32,200                                       | 24,150                              |
| Average claims handling expenses                 | +10%                         | 1,621  | 1,621                                      | 1,621  | 1,216                               |
| PRAD*  | +10%                         | 6,783  | 3,688                                      | 3,688  | 2,766                               |

# Impact on equity reflects adjustments for tax, when applicable.

\* Provision for Risk of Adverse Deviation

|      |   |
|------|---|
| 9827 | A |
|------|---|

CHUBB INSURANCE MALAYSIA BERHAD  
(formerly known as ACE Jerneh Insurance Berhad)  
(Incorporated in Malaysia)

NOTES TO THE FINANCIAL STATEMENTS  
FOR THE FINANCIAL YEAR ENDED 31 DECEMBER 2016 (CONTINUED)

29 RISK MANAGEMENT FRAMEWORK (CONTINUED)

(e) Major Risks (continued)

1 Insurance Risk (continued)

1.6 Claims development table

The following tables show the estimate of cumulative incurred claims, including both claims notified and IBNR for each successive accident year at each reporting date, together with cumulative payments to-date.

The table provides a historical perspective on the adequacy of the unpaid claims estimates established in previous years. The Company gives consideration to the probability and magnitude of future experience being more adverse than assumed and exercises a degree of caution in setting reserve when there is considerable uncertainty. Generally, the uncertainty associated with ultimate claims experience in an accident year is greatest when the accident year is at an early stage of development and the margin necessary to provide the necessary confidence of adequacy of provision is relatively at its highest.

The Company believes that the estimate of the total claims outstanding as at 31 December 2016 is adequate. However, due to the inherent uncertainties in the reserving process, it cannot be assured that such balances will ultimately prove to be adequate.

CHUBB INSURANCE MALAYSIA BERHAD  
(formerly known as ACE Jerneh Insurance Berhad)  
(Incorporated in Malaysia)

NOTES TO THE FINANCIAL STATEMENTS  
FOR THE FINANCIAL YEAR ENDED 31 DECEMBER 2016 (CONTINUED)

29 RISK MANAGEMENT FRAMEWORK (CONTINUED)

(e) Major Risks (continued)

1 Insurance Risk (continued)

1.6 Gross estimated general insurance claims liabilities for 2016

| <u>Accident year</u>                           | <u>2009</u><br>RM'000 | <u>2010</u><br>RM'000 | <u>2011</u><br>RM'000 | <u>2012</u><br>RM'000 | <u>2013</u><br>RM'000 | <u>2014</u><br>RM'000 | <u>2015</u><br>RM'000 | <u>2016</u><br>RM'000 |
|--|-----------------------|-----------------------|-----------------------|-----------------------|-----------------------|-----------------------|-----------------------|-----------------------|
| At end of accident year                        | 254,245               | 341,434               | 517,686               | 398,457               | 371,250               | 423,208               | 465,667               | 508,386               |
| One year later                                 | 238,182               | 337,476               | 576,361               | 303,710               | 300,665               | 376,209               | 419,774               |                       |
| Two years later                                | 228,998               | 302,276               | 560,720               | 280,268               | 287,955               | 348,493               |                       |                       |
| Three years later                              | 208,091               | 284,634               | 542,166               | 270,279               | 276,265               |                       |                       |                       |
| Four years later                               | 205,239               | 274,589               | 549,550               | 242,811               |                       |                       |                       |                       |
| Five years later                               | 200,996               | 287,580               | 562,742               |                       |                       |                       |                       |                       |
| Six years later                                | 202,846               | 287,973               |                       |                       |                       |                       |                       |                       |
| Seven years later                              | 200,167               |                       |                       |                       |                       |                       |                       |                       |
| Current estimate of cumulative claims incurred | 200,167               | 287,973               | 562,742               | 242,811               | 276,265               | 348,493               | 419,774               | 508,386               |
| At end of accident year                        | (81,064)              | (84,613)              | (150,885)             | (71,742)              | (96,053)              | (134,887)             | (120,578)             | (158,548)             |
| One year later                                 | (156,464)             | (188,536)             | (370,422)             | (175,731)             | (205,404)             | (271,312)             | (335,296)             |                       |
| Two years later                                | (178,256)             | (233,135)             | (408,647)             | (206,679)             | (233,636)             | (306,064)             |                       |                       |
| Three years later                              | (191,357)             | (250,711)             | (490,153)             | (219,270)             | (253,229)             |                       |                       |                       |
| Four years later                               | (194,977)             | (257,667)             | (506,269)             | (232,085)             |                       |                       |                       |                       |
| Five years later                               | (198,050)             | (264,826)             | (556,579)             |                       |                       |                       |                       |                       |
| Six years later                                | (198,778)             | (271,019)             |                       |                       |                       |                       |                       |                       |
| Seven years later                              | (199,022)             |                       |                       |                       |                       |                       |                       |                       |
| Cumulative payments to-date                    | (199,022)             | (271,019)             | (556,579)             | (232,085)             | (253,229)             | (306,064)             | (335,296)             | (158,548)             |



Company No.

|      |   |
|------|---|
| 9827 | A |
|------|---|

**CHUBB INSURANCE MALAYSIA BERHAD**  
(formerly known as ACE Jerneh Insurance Berhad)  
(Incorporated in Malaysia)

**NOTES TO THE FINANCIAL STATEMENTS  
FOR THE FINANCIAL YEAR ENDED 31 DECEMBER 2016 (CONTINUED)**

**29 RISK MANAGEMENT FRAMEWORK (CONTINUED)**

**(e) Major Risks (continued)**

**1 Insurance Risk (continued)**

**1.6 Gross estimated general insurance claims liabilities for 2016 (continued)**

| <u>Accident year</u>  | <u>Prior years</u> |        | <u>2009</u> | <u>2010</u> | <u>2011</u> | <u>2012</u> | <u>2013</u> | <u>2014</u> | <u>2015</u> | <u>2016</u> | <u>Total</u> |
|---|--------------------|--------|-------------|-------------|-------------|-------------|-------------|-------------|-------------|-------------|--------------|
|   | RM'000             | RM'000 | RM'000      | RM'000      | RM'000      | RM'000      | RM'000      | RM'000      | RM'000      | RM'000      | RM'000       |
| Outstanding claims  | 18,005             | 1,146  | 16,954      | 6,162       | 10,726      | 23,035      | 42,429      | 84,479      | 349,838     | 552,774     |              |
| Claims handling expenses  |                    |        |             |             |             |             |             |             |             | 16,556      |              |
| Total gross central estimate Risk margin  |                    |        |             |             |             |             |             |             |             |             | 569,330      |
| Gross insurance claims liabilities per statement of financial position (Note 14(i)) |                    |        |             |             |             |             |             |             |             |             | 631,156      |

Company No.

9827

A

CHUBB INSURANCE MALAYSIA BERHAD  
(formerly known as ACE Jernih Insurance Berhad)  
(Incorporated in Malaysia)

NOTES TO THE FINANCIAL STATEMENTS  
FOR THE FINANCIAL YEAR ENDED 31 DECEMBER 2016 (CONTINUED)

29 RISK MANAGEMENT FRAMEWORK (CONTINUED)

(e) Major Risks (continued)

1 Insurance Risk (continued)

1.6 Gross estimated general insurance claims liabilities for 2015

| <u>Accident year</u>                              | <u>2008</u><br>RM'000 | <u>2009</u><br>RM'000 | <u>2010</u><br>RM'000 | <u>2011</u><br>RM'000 | <u>2012</u><br>RM'000 | <u>2013</u><br>RM'000 | <u>2014</u><br>RM'000 | <u>2015</u><br>RM'000 |
|---|-----------------------|-----------------------|-----------------------|-----------------------|-----------------------|-----------------------|-----------------------|-----------------------|
| At end of accident year                           | 244,368               | 254,245               | 341,434               | 517,686               | 398,457               | 371,250               | 423,208               | 465,667               |
| One year later                                    | 243,807               | 238,182               | 337,476               | 576,361               | 303,710               | 300,665               | 376,209               |                       |
| Two years later                                   | 241,423               | 228,998               | 302,276               | 560,720               | 280,268               | 287,955               |                       |                       |
| Three years later                                 | 225,877               | 208,091               | 284,634               | 542,166               | 270,279               |                       |                       |                       |
| Four years later                                  | 198,235               | 205,239               | 274,589               | 549,550               |                       |                       |                       |                       |
| Five years later                                  | 197,997               | 200,996               | 287,580               |                       |                       |                       |                       |                       |
| Six years later                                   | 204,379               | 202,846               |                       |                       |                       |                       |                       |                       |
| Seven years later                                 | 202,760               |                       |                       |                       |                       |                       |                       |                       |
| Current estimate of<br>cumulative claims incurred | 202,760               | 202,846               | 287,580               | 549,550               | 270,279               | 287,955               | 376,209               | 465,667               |
| At end of accident year                           | (75,407)              | (81,064)              | (84,613)              | (150,885)             | (71,742)              | (96,053)              | (134,887)             | (120,578)             |
| One year later                                    | (151,454)             | (156,464)             | (188,536)             | (370,422)             | (175,731)             | (205,404)             | (271,312)             |                       |
| Two years later                                   | (174,802)             | (178,256)             | (233,135)             | (408,647)             | (206,679)             | (233,636)             |                       |                       |
| Three years later                                 | (188,310)             | (191,357)             | (250,711)             | (490,153)             | (219,270)             |                       |                       |                       |
| Four years later                                  | (189,794)             | (194,977)             | (257,667)             | (506,269)             |                       |                       |                       |                       |
| Five years later                                  | (191,537)             | (198,050)             | (264,826)             |                       |                       |                       |                       |                       |
| Six years later                                   | (202,935)             | (198,778)             |                       |                       |                       |                       |                       |                       |
| Seven years later                                 | (201,234)             |                       |                       |                       |                       |                       |                       |                       |
| Cumulative payments to-date                       | (201,234)             | (198,778)             | (264,826)             | (506,269)             | (219,270)             | (233,636)             | (271,312)             | (120,578)             |

Company No.

|      |   |
|------|---|
| 9827 | A |
|------|---|

CHUBB INSURANCE MALAYSIA BERHAD  
(formerly known as ACE Jerneh Insurance Berhad)  
(Incorporated in Malaysia)

NOTES TO THE FINANCIAL STATEMENTS  
FOR THE FINANCIAL YEAR ENDED 31 DECEMBER 2016 (CONTINUED)

29 RISK MANAGEMENT FRAMEWORK (CONTINUED)

(e) Major Risks (continued)

1 Insurance Risk (continued)

1.6 Gross estimated general insurance claims liabilities for 2015 (continued)

|   | <u>Accident year</u> | <u>Prior years</u> |             |             |             |             |             |             | <u>Total</u> |             |
|---|----------------------|--------------------|-------------|-------------|-------------|-------------|-------------|-------------|--------------|-------------|
|   |                      | <u>2008</u>        | <u>2009</u> | <u>2010</u> | <u>2011</u> | <u>2012</u> | <u>2013</u> | <u>2014</u> |              | <u>2015</u> |
|   | RM'000               | RM'000             | RM'000      | RM'000      | RM'000      | RM'000      | RM'000      | RM'000      | RM'000       | RM'000      |
| Outstanding claims  | 21,286               | 1,526              | 4,068       | 22,754      | 43,281      | 51,009      | 54,319      | 104,897     | 345,089      | 648,229     |
| Claims handling expenses  |                      |                    |             |             |             |             |             |             |              | 16,205      |
| Total gross central estimate Risk margin  |                      |                    |             |             |             |             |             |             |              | 664,434     |
| Gross insurance claims liabilities per statement of financial position (Note 14(i)) |                      |                    |             |             |             |             |             |             |              | 67,834      |
|   |                      |                    |             |             |             |             |             |             |              | 732,268     |

**CHUBB INSURANCE MALAYSIA BERHAD**  
(formerly known as ACE Jerneh Insurance Berhad)  
(Incorporated in Malaysia)

**NOTES TO THE FINANCIAL STATEMENTS  
FOR THE FINANCIAL YEAR ENDED 31 DECEMBER 2016 (CONTINUED)**

29 **RISK MANAGEMENT FRAMEWORK (CONTINUED)**

| (e) <u>Major Risks</u> (continued)                                     | 2009      | 2010      | 2011      | 2012      | 2013      | 2014      | 2015      | 2016      |
|--|-----------|-----------|-----------|-----------|-----------|-----------|-----------|-----------|
| 1 <u>Insurance Risk</u> (continued)                                    | RM'000    | RM'000    | RM'000    | RM'000    | RM'000    | RM'000    | RM'000    | RM'000    |
| 1.7 <u>Net estimated general insurance claims liabilities for 2016</u> |           |           |           |           |           |           |           |           |
| <u>Accident year</u>   |           |           |           |           |           |           |           |           |
| At end of accident year  | 170,462   | 196,025   | 208,442   | 244,587   | 236,777   | 268,001   | 294,111   | 383,254   |
| One year later   | 167,583   | 191,010   | 197,134   | 221,715   | 218,056   | 260,354   | 283,517   |           |
| Two years later  | 165,593   | 176,458   | 188,216   | 209,725   | 214,151   | 254,350   |           |           |
| Three years later  | 147,629   | 167,717   | 174,254   | 203,991   | 211,227   |           |           |           |
| Four years later   | 147,383   | 161,042   | 172,426   | 170,937   |           |           |           |           |
| Five years later   | 144,767   | 162,429   | 170,747   |           |           |           |           |           |
| Six years later  | 145,565   | 162,110   |           |           |           |           |           |           |
| Seven years later  | 142,432   |           |           |           |           |           |           |           |
| Current estimate of cumulative claims incurred                         | 142,432   | 162,110   | 170,747   | 170,937   | 211,227   | 254,350   | 283,517   | 383,254   |
| At end of accident year  | (63,430)  | (66,631)  | (64,932)  | (62,070)  | (81,305)  | (98,723)  | (104,029) | (139,422) |
| One year later   | (113,093) | (123,660) | (138,241) | (134,276) | (164,280) | (199,461) | (224,228) |           |
| Two years later  | (130,067) | (144,316) | (158,010) | (153,936) | (185,353) | (226,243) |           |           |
| Three years later  | (139,245) | (151,954) | (165,403) | (160,321) | (198,795) |           |           |           |
| Four years later   | (141,386) | (155,515) | (167,527) | (163,794) |           |           |           |           |
| Five years later   | (142,876) | (156,571) | (168,597) |           |           |           |           |           |
| Six years later  | (143,247) | (159,339) |           |           |           |           |           |           |
| Seven years later  | (143,243) |           |           |           |           |           |           |           |
| Cumulative payments to-date  | (143,243) | (159,339) | (168,597) | (163,794) | (198,795) | (226,243) | (224,228) | (139,422) |



**CHUBB INSURANCE MALAYSIA BERHAD**  
(formerly known as ACE Jerneh Insurance Berhad)  
(Incorporated in Malaysia)

**NOTES TO THE FINANCIAL STATEMENTS  
FOR THE FINANCIAL YEAR ENDED 31 DECEMBER 2016 (CONTINUED)**

29 **RISK MANAGEMENT FRAMEWORK (CONTINUED)**

(e) **Major Risks (continued)**

1 **Insurance Risk (continued)**

1.7 **Net estimated general insurance claims liabilities for 2015**

| <u>Accident year</u>                           | <u>2008</u><br>RM'000 | <u>2009</u><br>RM'000 | <u>2010</u><br>RM'000 | <u>2011</u><br>RM'000 | <u>2012</u><br>RM'000 | <u>2013</u><br>RM'000 | <u>2014</u><br>RM'000 | <u>2015</u><br>RM'000 |
|--|-----------------------|-----------------------|-----------------------|-----------------------|-----------------------|-----------------------|-----------------------|-----------------------|
| At end of accident year                        | 153,697               | 170,462               | 196,025               | 208,442               | 244,587               | 236,777               | 268,001               | 294,111               |
| One year later                                 | 154,073               | 167,583               | 191,010               | 197,134               | 221,715               | 218,056               | 260,354               |                       |
| Two years later                                | 152,329               | 165,593               | 176,458               | 188,216               | 209,725               | 214,151               |                       |                       |
| Three years later                              | 143,456               | 147,629               | 167,717               | 174,254               | 203,991               |                       |                       |                       |
| Four years later                               | 135,874               | 147,383               | 161,042               | 172,426               |                       |                       |                       |                       |
| Five years later                               | 136,225               | 144,767               | 162,429               |                       |                       |                       |                       |                       |
| Six years later                                | 135,722               | 145,565               |                       |                       |                       |                       |                       |                       |
| Seven years later                              | 134,552               |                       |                       |                       |                       |                       |                       |                       |
| Current estimate of cumulative claims incurred | 134,552               | 145,565               | 162,429               | 172,426               | 203,991               | 214,151               | 260,354               | 294,111               |
| At end of accident year                        | (60,193)              | (63,430)              | (66,631)              | (64,932)              | (62,070)              | (81,305)              | (98,723)              | (104,029)             |
| One year later                                 | (109,081)             | (113,093)             | (123,660)             | (138,241)             | (134,276)             | (164,280)             | (199,461)             |                       |
| Two years later                                | (122,045)             | (130,067)             | (144,316)             | (158,010)             | (153,936)             | (185,353)             |                       |                       |
| Three years later                              | (129,401)             | (139,245)             | (151,954)             | (165,403)             | (160,321)             |                       |                       |                       |
| Four years later                               | (131,283)             | (141,386)             | (155,515)             | (167,527)             |                       |                       |                       |                       |
| Five years later                               | (132,470)             | (142,876)             | (156,571)             |                       |                       |                       |                       |                       |
| Six years later                                | (134,750)             | (143,247)             |                       |                       |                       |                       |                       |                       |
| Seven years later                              | (133,260)             |                       |                       |                       |                       |                       |                       |                       |
| Cumulative payments to-date                    | (133,260)             | (143,247)             | (156,571)             | (167,527)             | (160,321)             | (185,353)             | (199,461)             | (104,029)             |



**CHUBB INSURANCE MALAYSIA BERHAD**  
(formerly known as ACE Jerneh Insurance Berhad)  
(Incorporated in Malaysia)

**NOTES TO THE FINANCIAL STATEMENTS**  
**FOR THE FINANCIAL YEAR ENDED 31 DECEMBER 2016 (CONTINUED)**

29 RISK MANAGEMENT FRAMEWORK (CONTINUED)

(e) Major Risks (continued)

2 Financial Risk

The Board recognises the Company's exposure to business, economic and financial risks and the need to develop and implement measures to mitigate the risks identified as having potentially adverse impact on the Company's operations and impairment of its financial strength. The Board has assumed the primary responsibility of developing and implementing the Company's risk management program by evaluating, managing and monitoring the principal risks.

2.1 Credit risk

Credit risk is the risk of financial loss resulting from a failure of a debtor to honour its obligations to the Company.

The Company manages its credit risk in respect of receivables by establishing defined tolerance on credit period, putting in place collection procedures and rigorously monitoring its credit portfolio.

In terms of exposures to debt securities, the Company maintains a diversified portfolio of investments in government guaranteed and minimum A-rated financial instruments issued by companies with strong credit ratings.

Credit exposure

The table below shows the maximum exposure to credit risk for the components in the statement of financial position.

|   | <u>2016</u><br>RM'000 | <u>2015</u><br>RM'000 |
|---|-----------------------|-----------------------|
| AFS                                     | 1,054,438             | 938,688               |
| Reinsurance assets – claims liabilities | 214,544               | 338,008               |
| Insurance receivables                   | 177,034               | 169,321               |
| Other receivables *                     | 7,706                 | 6,088                 |
| Cash and cash equivalents               | 283,052               | 240,451               |
|   | <u>1,736,774</u>      | <u>1,692,556</u>      |

\*Excluding prepayments which are not subject to credit risk.



CHUBB INSURANCE MALAYSIA BERHAD  
(formerly known as ACE Jerneh Insurance Berhad)  
(Incorporated in Malaysia)

NOTES TO THE FINANCIAL STATEMENTS  
FOR THE FINANCIAL YEAR ENDED 31 DECEMBER 2016 (CONTINUED)

29 RISK MANAGEMENT FRAMEWORK (CONTINUED)

(e) Major Risks (continued)

2 Financial Risk (continued)

2.1 Credit risk (continued)

Credit exposure by credit rating

The table below provides information regarding the credit risk exposure of the Company by classifying assets according to the credit ratings of counterparties.

|  | Neither past-<br>due nor<br><u>impaired</u><br>RM'000 | Not past-<br>due but<br><u>impaired</u><br>RM'000 | Past due<br>and<br><u>impaired</u><br>RM'000 | <u>Total</u><br>RM'000 |
|--|---|---|--|------------------------|
| <u>31 December 2016</u>                    |   |   |  |                        |
| AFS  | 1,054,438   | -   | -  | 1,054,438              |
| Reinsurance assets – claims liabilities    | 214,544   | -   | -  | 214,544                |
| Insurance receivables                      | 21,134  | 105,633   | 60,316                                       | 187,083                |
| Allowance for impairment of doubtful debts | -   | (2,550)   | (7,499)                                      | (10,049)               |
| Other receivables                          | 7,706   | -   | -  | 7,706                  |
| Cash and cash equivalents                  | 283,052   | -   | -  | 283,052                |
|  | <u>1,580,874</u>                                      | <u>103,083</u>                                    | <u>52,817</u>                                | <u>1,736,774</u>       |
| <u>31 December 2015</u>                    |   |   |  |                        |
| AFS  | 938,688   | -   | -  | 938,688                |
| Reinsurance assets – claims liabilities    | 338,008   | -   | -  | 338,008                |
| Insurance receivables                      | 40,744  | 76,149  | 59,878                                       | 176,771                |
| Allowance for impairment of doubtful debts | -   | (1,772)   | (5,678)                                      | (7,450)                |
| Other receivables                          | 6,088   | -   | -  | 6,088                  |
| Cash and cash equivalents                  | 240,451   | -   | -  | 240,451                |
|  | <u>1,563,979</u>                                      | <u>74,377</u>                                     | <u>54,200</u>                                | <u>1,692,556</u>       |

|             |   |
|-------------|---|
| Company No. |   |
| 9827        | A |

CHUBB INSURANCE MALAYSIA BERHAD  
(formerly known as ACE Jerneh Insurance Berhad)  
(Incorporated in Malaysia)

NOTES TO THE FINANCIAL STATEMENTS  
FOR THE FINANCIAL YEAR ENDED 31 DECEMBER 2016 (CONTINUED)

29 RISK MANAGEMENT FRAMEWORK (CONTINUED)

(e) Major Risks (continued)

2 Financial Risk (continued)

2.1 Credit risk (continued)

The ageing analysis of insurance receivables is as follows:

|   | Neither<br>past due<br>nor impaired<br>RM'000 | Not past-<br>due but<br>impaired<br>0-3 months<br>RM'000 | Past due<br>and<br>impaired<br>3-6 months<br>RM'000 | Past due<br>and<br>impaired<br>>6 months<br>RM'000 | Total<br>RM'000 |
|---|---|--|---|--|-----------------|
| <u>31 December 2016</u>                       |   |  |   |  |                 |
| Insurance receivables                         | 21,134  | 105,633  | 30,852  | 29,464   | 187,083         |
| Allowance for impairment<br>of doubtful debts | -   | (2,550)  | (834)   | (6,665)  | (10,049)        |
|   | <u>21,134</u>                                 | <u>103,083</u>   | <u>30,018</u>                                       | <u>22,799</u>                                      | <u>177,034</u>  |
| <u>31 December 2015</u>                       |   |  |   |  |                 |
| Insurance receivables                         | 40,744  | 76,149   | 32,688  | 27,190   | 176,771         |
| Allowance for impairment<br>of doubtful debts | -   | (1,772)  | (1,474)   | (4,204)  | (7,450)         |
|   | <u>40,744</u>                                 | <u>74,377</u>  | <u>31,214</u>                                       | <u>22,986</u>                                      | <u>169,321</u>  |

The table below provides information regarding the credit risk exposure of the Company by classifying assets according to the Standard & Poor's Financial Services LLC ("S&P"), Rating Agency of Malaysia's ("RAM") or Malaysian Rating Corporation Berhad's ("MARC") credit rating of counterparties. AAA is the highest possible rating.

|                              | Government<br>Guaranteed<br>RM'000 | AAA<br>RM'000  | AA<br>RM'000   | A<br>RM'000    | BBB<br>RM'000 | Not rated<br>RM'000 | Total<br>RM'000  |
|------------------------------|------------------------------------|----------------|----------------|----------------|---------------|---------------------|------------------|
| <u>31 December 2016</u>      |                                    |                |                |                |               |                     |                  |
| AFS                          | 583,466                            | 197,272        | 252,126        | 14,977         | 6,222         | 375                 | 1,054,438        |
| Reinsurance assets           |                                    |                |                |                |               |                     |                  |
| - Claims liabilities         | -                                  | -              | 133,103        | 51,161         | -             | 30,280              | 214,544          |
| Insurance receivables        | -                                  | -              | 316            | 160            | -             | 176,558             | 177,034          |
| Other receivables            | -                                  | -              | -              | -              | -             | 7,706               | 7,706            |
| Cash and cash<br>equivalents | -                                  | 235,541        | 9,276          | 37,748         | 157           | 330                 | 283,052          |
|                              | <u>583,466</u>                     | <u>432,813</u> | <u>394,821</u> | <u>104,046</u> | <u>6,379</u>  | <u>215,249</u>      | <u>1,736,774</u> |

|             |   |
|-------------|---|
| Company No. |   |
| 9827        | A |

CHUBB INSURANCE MALAYSIA BERHAD  
(formerly known as ACE Jerneh Insurance Berhad)  
(Incorporated in Malaysia)

NOTES TO THE FINANCIAL STATEMENTS  
FOR THE FINANCIAL YEAR ENDED 31 DECEMBER 2016 (CONTINUED)

29 RISK MANAGEMENT FRAMEWORK (CONTINUED)

(e) Major Risks (continued)

2 Financial Risk (continued)

2.1 Credit risk (continued)

|                           | Government<br><u>Guaranteed</u><br>RM'000 | <u>AAA</u><br>RM'000 | <u>AA</u><br>RM'000 | <u>A</u><br>RM'000 | <u>BBB</u><br>RM'000 | <u>Not rated</u><br>RM'000 | <u>Total</u><br>RM'000 |
|---------------------------|---|----------------------|---------------------|--------------------|----------------------|----------------------------|------------------------|
| <u>31 December 2015</u>   |   |                      |                     |                    |                      |                            |                        |
| AFS                       | 518,822                                   | 207,036              | 206,575             | -                  | 5,880                | 375                        | 938,688                |
| Reinsurance assets        |   |                      |                     |                    |                      |                            |                        |
| - Claims liabilities      | -   | -                    | 172,681             | 76,937             | -                    | 88,390                     | 338,008                |
| Insurance receivables     | -   | -                    | 508                 | 252                | -                    | 168,561                    | 169,321                |
| Other receivables         | -   | -                    | -                   | -                  | -                    | 6,088                      | 6,088                  |
| Cash and cash equivalents | -   | 198,628              | 9,070               | 32,695             | 38                   | 20                         | 240,451                |
|                           | <u>518,822</u>                            | <u>405,664</u>       | <u>388,834</u>      | <u>109,884</u>     | <u>5,918</u>         | <u>263,434</u>             | <u>1,692,556</u>       |

Impaired financial assets

As at 31 December 2016, insurance receivables of RM10,049,000 (2015: RM7,450,000) were impaired based on individual and collective assessment. An insurance receivable is considered as individually impaired if the counterparty is in the process of liquidation, legal actions has been taken to recover the outstanding balance disputed, defaulted or delinquent in payment. Insurance receivables with insignificant balances are grouped together and assessed collectively based on past payment trends.

The Company records impairment allowance for insurance receivables in a separate allowance account. A reconciliation of the allowance for impairment losses for insurance receivables is as follows:

|  | <u>Note</u> | <u>2016</u><br>RM'000 | <u>2015</u><br>RM'000 |
|--|-------------|-----------------------|-----------------------|
| At 1 January                             |             | 7,450                 | 12,331                |
| Charge/(Reversal) for the financial year | 23          | 2,599                 | (4,881)               |
| At 31 December                           |             | <u>10,049</u>         | <u>7,450</u>          |

CHUBB INSURANCE MALAYSIA BERHAD  
(formerly known as ACE Jerneh Insurance Berhad)  
(Incorporated in Malaysia)

NOTES TO THE FINANCIAL STATEMENTS  
FOR THE FINANCIAL YEAR ENDED 31 DECEMBER 2016 (CONTINUED)

29 RISK MANAGEMENT FRAMEWORK (CONTINUED)

(e) Major Risks (continued)

2 Financial Risk (continued)

2.1 Credit risk (continued)

No collateral is held as security for any past due or impaired financial assets.

In addition, the Company has no impairment (2015: RM Nil) from its investment in debts securities in accordance to the Company's accounting policy as disclosed in Note 2(e)(v) to the financial statements.

2.2 Liquidity risk

Liquidity risk arises when the Company does not have the availability of funds to honour all cash outflow commitments as they fall due.

The Company's principal liquidity objective is to ensure that funds are available to meet its insurance and reinsurance obligations. Management utilises monthly cash flow reporting and forecasting to identify known, expected and potential cash outflows to determine an appropriate operating liquidity to cover expected and potential payments.

Maturity profiles

The table below summarises the maturity profile of the financial assets and financial liabilities of the Company based on remaining undiscounted contractual obligations, including interest payable and receivable.

For insurance contract liabilities and reinsurance assets, maturity profiles are determined based on estimated timing of net cash outflows from the recognised insurance liabilities.

**CHUBB INSURANCE MALAYSIA BERHAD**  
(formerly known as ACE Jerneh Insurance Berhad)  
(Incorporated in Malaysia)

**NOTES TO THE FINANCIAL STATEMENTS  
FOR THE FINANCIAL YEAR ENDED 31 DECEMBER 2016 (CONTINUED)**

**29 RISK MANAGEMENT FRAMEWORK (CONTINUED)**

- (e) Major Risks (continued)  
2 Financial Risk (continued)  
2.2 Liquidity risk (continued)  
Maturity profiles (continued)

Premium liabilities and the reinsurers' share of premium liabilities have been excluded from the analysis as they do not have any contractual obligations.

31 December 2016

|                               | Carrying<br>value<br>RM'000 | Within<br>a year<br>RM'000 | 1 - 3<br>years<br>RM'000 | 3 - 5<br>years<br>RM'000 | 5 - 15<br>years<br>RM'000 | Over<br>15 years<br>RM'000 | No maturity<br>date<br>RM'000 | Total<br>RM'000  |
|-------------------------------|-----------------------------|----------------------------|--------------------------|--------------------------|---------------------------|----------------------------|-------------------------------|------------------|
|                               |                             |                            |                          |                          |                           |                            |                               |                  |
| Financial instruments:<br>AFS | 1,054,438                   | 124,172                    | 370,520                  | 310,241                  | 417,395                   | 8,342                      | 375                           | 1,231,045        |
| Reinsurance assets            | 214,544                     | 133,417                    | 60,981                   | 15,946                   | 4,200                     | -                          | -                             | 214,544          |
| - claims liabilities          | 177,034                     | 177,034                    | -                        | -                        | -                         | -                          | -                             | 177,034          |
| Insurance receivables         | 69,375                      | 69,375                     | -                        | -                        | -                         | -                          | -                             | 69,375           |
| Other receivables             | 283,052                     | 283,376                    | -                        | -                        | -                         | -                          | -                             | 283,376          |
| Cash and cash equivalents     |                             |                            |                          |                          |                           |                            |                               |                  |
| <b>Total assets</b>           | <b>1,798,443</b>            | <b>787,374</b>             | <b>431,501</b>           | <b>326,187</b>           | <b>421,595</b>            | <b>8,342</b>               | <b>375</b>                    | <b>1,975,374</b> |

CHUBB INSURANCE MALAYSIA BERHAD  
(formerly known as ACE Jerneh Insurance Berhad)  
(Incorporated in Malaysia)

NOTES TO THE FINANCIAL STATEMENTS  
FOR THE FINANCIAL YEAR ENDED 31 DECEMBER 2016 (CONTINUED)

29 RISK MANAGEMENT FRAMEWORK (CONTINUED)

- (e) Major Risks (continued)  
2 Financial Risk (continued)  
2.2 Liquidity risk (continued)

Maturity profiles (continued)

|                                | Carrying<br>value<br>RM'000 | Within<br>a year<br>RM'000 | 1 - 3<br>years<br>RM'000 | 3 - 5<br>years<br>RM'000 | 5 - 15<br>years<br>RM'000 | Over<br>15 years<br>RM'000 | No maturity<br>date<br>RM'000 | Total<br>RM'000 |
|--------------------------------|-----------------------------|----------------------------|--------------------------|--------------------------|---------------------------|----------------------------|-------------------------------|-----------------|
|                                |                             |                            |                          |                          |                           |                            |                               |                 |
| <u>31 December 2016</u>        |                             |                            |                          |                          |                           |                            |                               |                 |
| Insurance contract liabilities |                             |                            |                          |                          |                           |                            |                               |                 |
| – claims liabilities           | 631,156                     | 370,868                    | 199,039                  | 47,074                   | 14,175                    | -                          | -                             | 631,156         |
| Insurance payables             | 66,104                      | 66,104                     | -                        | -                        | -                         | -                          | -                             | 66,104          |
| Other payables                 | 131,922                     | 131,922                    | -                        | -                        | -                         | -                          | -                             | 131,922         |
| Total liabilities              | <u>829,182</u>              | <u>568,894</u>             | <u>199,039</u>           | <u>47,074</u>            | <u>14,175</u>             | <u>-</u>                   | <u>-</u>                      | <u>829,182</u>  |

Company No.

9827

A

CHUBB INSURANCE MALAYSIA BERHAD  
(formerly known as ACE Jerneh Insurance Berhad)  
(Incorporated in Malaysia)

NOTES TO THE FINANCIAL STATEMENTS  
FOR THE FINANCIAL YEAR ENDED 31 DECEMBER 2016 (CONTINUED)

29 RISK MANAGEMENT FRAMEWORK (CONTINUED)

- (e) Major Risks (continued)  
2 Financial Risk (continued)  
2.2 Liquidity risk (continued)

Maturity profiles (continued)

|                           | Carrying<br>value<br>RM'000 | Within<br>a year<br>RM'000 | 1 - 3<br>years<br>RM'000 | 3 - 5<br>years<br>RM'000 | 5 - 15<br>years<br>RM'000 | Over<br>15 years<br>RM'000 | No maturity<br>date<br>RM'000 | Total<br>RM'000 |
|---------------------------|-----------------------------|----------------------------|--------------------------|--------------------------|---------------------------|----------------------------|-------------------------------|-----------------|
|                           |                             |                            |                          |                          |                           |                            |                               |                 |
| <u>31 December 2015</u>   |                             |                            |                          |                          |                           |                            |                               |                 |
| Financial instruments:    |                             |                            |                          |                          |                           |                            |                               |                 |
| AFS                       | 938,688                     | 117,676                    | 190,096                  | 269,817                  | 534,803                   | 8,378                      | 375                           | 1,121,145       |
| Reinsurance assets        |                             |                            |                          |                          |                           |                            |                               |                 |
| – claims liabilities      | 338,008                     | 200,399                    | 108,961                  | 21,156                   | 7,492                     | -                          | -                             | 338,008         |
| Insurance receivables     | 169,321                     | 169,321                    | -                        | -                        | -                         | -                          | -                             | 169,321         |
| Other receivables         | 78,945                      | 78,945                     | -                        | -                        | -                         | -                          | -                             | 78,945          |
| Cash and cash equivalents | 240,451                     | 240,695                    | -                        | -                        | -                         | -                          | -                             | 240,695         |
| Total assets              | 1,765,413                   | 807,036                    | 299,057                  | 290,973                  | 542,295                   | 8,378                      | 375                           | 1,948,114       |

CHUBB INSURANCE MALAYSIA BERHAD  
(formerly known as ACE Jerneh Insurance Berhad)  
(Incorporated in Malaysia)

NOTES TO THE FINANCIAL STATEMENTS  
FOR THE FINANCIAL YEAR ENDED 31 DECEMBER 2016 (CONTINUED)

29 RISK MANAGEMENT FRAMEWORK (CONTINUED)

(e) Major Risks (continued)

2 Financial Risk (continued)

2.2 Liquidity risk (continued)

Maturity profiles (continued)

|                                | Carrying<br>value<br>RM'000 | Within<br>a year<br>RM'000 | 1 - 3<br>years<br>RM'000 | 3 - 5<br>years<br>RM'000 | 5 - 15<br>years<br>RM'000 | Over<br>15 years<br>RM'000 | No maturity<br>date<br>RM'000 | Total<br>RM'000 |
|--------------------------------|-----------------------------|----------------------------|--------------------------|--------------------------|---------------------------|----------------------------|-------------------------------|-----------------|
|                                |                             |                            |                          |                          |                           |                            |                               |                 |
| 31 December 2015               |                             |                            |                          |                          |                           |                            |                               |                 |
| Insurance contract liabilities |                             |                            |                          |                          |                           |                            |                               |                 |
| – claims liabilities           | 732,268                     | 436,447                    | 231,832                  | 48,000                   | 15,989                    | -                          | -                             | 732,268         |
| Insurance payables             | 84,265                      | 84,265                     | -                        | -                        | -                         | -                          | -                             | 84,265          |
| Other payables                 | 103,597                     | 103,597                    | -                        | -                        | -                         | -                          | -                             | 103,597         |
| Total liabilities              | 920,130                     | 624,309                    | 231,832                  | 48,000                   | 15,989                    | -                          | -                             | 920,130         |



**CHUBB INSURANCE MALAYSIA BERHAD**  
(formerly known as ACE Jerneh Insurance Berhad)  
(Incorporated in Malaysia)

**NOTES TO THE FINANCIAL STATEMENTS**  
**FOR THE FINANCIAL YEAR ENDED 31 DECEMBER 2016 (CONTINUED)**

29 RISK MANAGEMENT FRAMEWORK (CONTINUED)

(e) Major Risks (continued)

3 Market Risk

Market risk is the risk that the fair value or future cash flows of a financial instrument will fluctuate because of changes in market prices. Market risk comprises of three types of risk, namely foreign exchange rates (currency risk), market interest rates (interest rate risk) and market prices (price risk).

3.1 Foreign currency risk

Foreign exchange risk is the exposure of a company's financial strength to the potential impact of movements in foreign exchange rates. The risk is that adverse fluctuations in exchange rates may result in a reduction in measures of financial strength.

The Company transacts in minimal selected currencies and monitors corresponding assets and liabilities created at transaction level to ensure optimal currency positions.

The Company's primary transactions are carried out in Ringgit Malaysia ("RM"). Its exposure to foreign exchange risk is minimum and mainly arises principally with respect to United State Dollar ("USD"), Australian Dollar ("AUD"), New Zealand Dollar ("NZD") and Singapore Dollar ("SGD").

As the Company's business is conducted primarily in Malaysia, the Company's financial assets are also primarily maintained in Malaysia, and hence, primarily denominated in the local currency as is its insurance contract liabilities.

The Company does not engage in derivative transactions for speculative purposes. Where deemed necessary in line with the Company's risk management policy, the Company enters into derivative transactions solely for hedging purposes.

As the Company's main foreign exchange risk from recognised assets and liabilities arises from reinsurance inward and outward transactions for which the balances are expected to be settled and realised in less than a year, the impact arising from sensitivity in foreign exchange rates is deemed minimal as the Company has no significant concentration of foreign currency risk.

CHUBB INSURANCE MALAYSIA BERHAD  
(formerly known as ACE Jerneh Insurance Berhad)  
(Incorporated in Malaysia)

NOTES TO THE FINANCIAL STATEMENTS  
FOR THE FINANCIAL YEAR ENDED 31 DECEMBER 2016 (CONTINUED)

29 RISK MANAGEMENT FRAMEWORK (CONTINUED)

(e) Major Risks (continued)

3 Market Risk (continued)

3.2 Interest rate risk

Interest rate risk refers to the effect of interest rate changes on the market value of a fixed income portfolio. When interest rates (yields) of fixed income securities increase, their prices will decrease, and vice versa. Fixed income securities with longer maturity and lower coupon rates are usually more sensitive to interest rate changes.

The Company is exposed to interest rate risk through its investments in fixed income securities and money market placements with the financial institutions. These investments are managed internally, aided by an appointed investment advisor which is a licensed fund manager. Interest rate risk is managed via management and monitoring of the portfolio duration with active support from the investment advisor.

The sensitivity analysis below illustrates impact of 100bps increase/decrease in interest rate to investment value based on portfolio holdings as of 31 December 2015, holding other variables constant. Note that the sensitivity analysis assumes the following:

- 1) Money market rates are adjusted to the same quantum of any change in interest rate movement. This refers to money market placements with financial institutions.
- 2) Parallel shift in yields in the same quantum of any change in interest rate movement. This refers to investment in fixed income securities.

|               | Variable charges  | 2016                                 |                             | 2015                                 |                             |
|---------------|-------------------|--------------------------------------|-----------------------------|--------------------------------------|-----------------------------|
|               |                   | Impact on income statement<br>RM'000 | Impact on equity*<br>RM'000 | Impact on income statement<br>RM'000 | Impact on equity*<br>RM'000 |
| Interest rate | +100 basis points | -                                    | (24,409)                    | -                                    | (24,087)                    |
| Interest rate | -100 basis points | -                                    | 24,409                      | -                                    | 24,087                      |

\*Impact on equity reflects adjustments for tax, when applicable.

**CHUBB INSURANCE MALAYSIA BERHAD**  
(formerly known as ACE Jerneh Insurance Berhad)  
(Incorporated in Malaysia)

**NOTES TO THE FINANCIAL STATEMENTS**  
**FOR THE FINANCIAL YEAR ENDED 31 DECEMBER 2016 (CONTINUED)**

29 RISK MANAGEMENT FRAMEWORK (CONTINUED)

(e) Major Risks (continued)

3 Market Risk (continued)

3.3 Equity price risk

Equity price risk refers to risk of changes in the value of an equity security. Securities may increase or decline in value due to various factors affecting equity market. Generally, it can be affected by industry-wide factors, or reasons specific to the company or its securities, such as management performance and financial positions. Price risk can be mitigated through diversification in general.

The Company is exposed to equity price risk arising from investment held by the Company and classified in the statement of financial position as available-for-sale financial assets that mainly consists of unquoted equities amounting to RM375,000 (2015: RM375,000).

As the Company's portfolio of investments in unquoted equities is insignificant, the impact arising from sensitivity in equity price risk is deemed minimal.

4 Operational Risk

Operational risk is the risk of loss arising from system failure, human errors, fraud or external events. When controls fail to perform, operational risks can cause damage to reputation, have legal or regulatory implications or can lead to financial loss.

The Company cannot expect to eliminate all operational risks but by initiating a rigorous control framework and by monitoring and responding to potential risks, the Company is able to manage the risks. Controls include effective segregation of duties, access control, authorisation and reconciliation procedures, staff training and evaluation procedures, including the use of Internal Audit.

Business risks, such as, changes in environment, technology and the industry are monitored through the Company's strategic planning and budgeting process.

Company No.

|      |   |
|------|---|
| 9827 | A |
|------|---|

CHUBB INSURANCE MALAYSIA BERHAD  
(formerly known as ACE Jerneh Insurance Berhad)  
(Incorporated in Malaysia)

NOTES TO THE FINANCIAL STATEMENTS  
FOR THE FINANCIAL YEAR ENDED 31 DECEMBER 2016 (CONTINUED)

29 RISK MANAGEMENT FRAMEWORK (CONTINUED)

(e) Major Risks (continued)

Capital structure

The capital structure of the Company as at 31 December 2016, as prescribed under the RBC Framework is provided below:

|                              | <u>2016</u><br>RM'000 | <u>2015</u><br>RM'000 |
|------------------------------|-----------------------|-----------------------|
| Eligible Tier 1 Capital:     |                       |                       |
| Share capital                | 100,000               | 100,000               |
| Retained earnings            | 620,689               | 524,595               |
|                              | <u>720,689</u>        | <u>624,595</u>        |
| Tier 2 Capital:              |                       |                       |
| AFS reserves                 | (2,390)               | (3,866)               |
| Equity reserve               | 6,040                 | 4,307                 |
| Amount deducted from capital | (20,936)              | (17,740)              |
|                              | <u>703,403</u>        | <u>607,296</u>        |

30 AUTHORISATION FOR ISSUE OF FINANCIAL STATEMENTS

These financial statements were authorised for issue on 23 March 2017 by the Board of Directors.