

Virtual Account Bank Permata

For customer of Bank Permata, BCA and other banks that included in network ATM Bersama, Prima and ALTO, premium payments can be directed to the 16 digits of your Virtual Account Permata number with account holder name = Policy Holder's name:

890900 + 10 digits of your Policy No.

Example:

Policy No. = 0000012345, Policyholder's name = Jason, your Virtual Account Permata number = 89090000000012345, **with account holder name = Jason.**

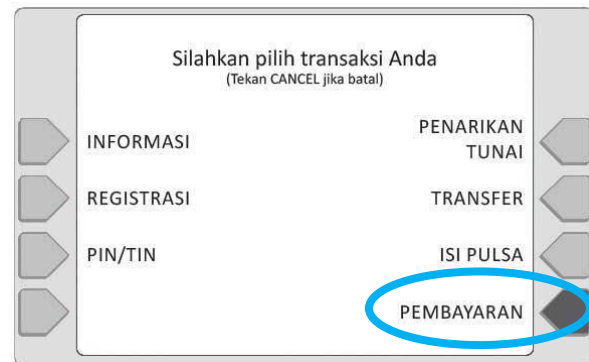
Penting untuk diingat:

The Virtual Account Permata payment would not be done through cash deposit at the cashier counters of Bank Permata.

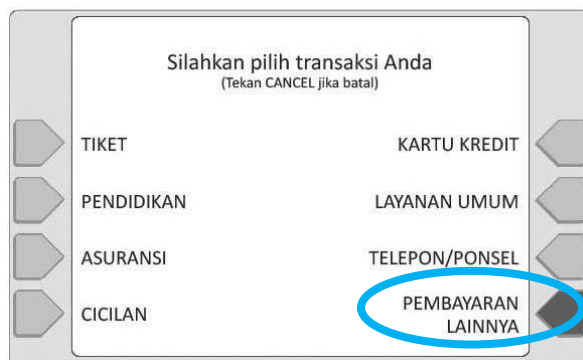
Steps for Virtual Account Permata premium payment through ATM Permata



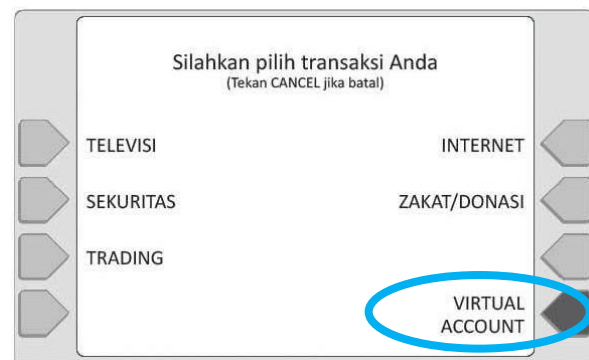
1. Choose OTHER TRANSACTION



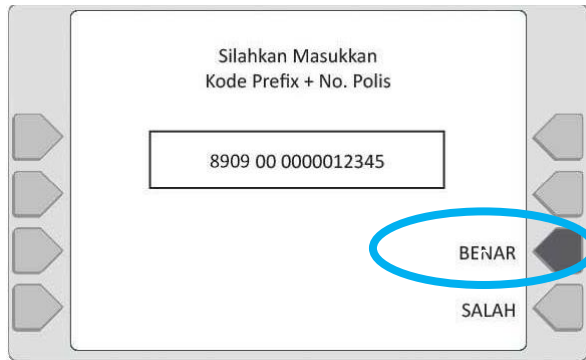
2. Choose PAYMENT



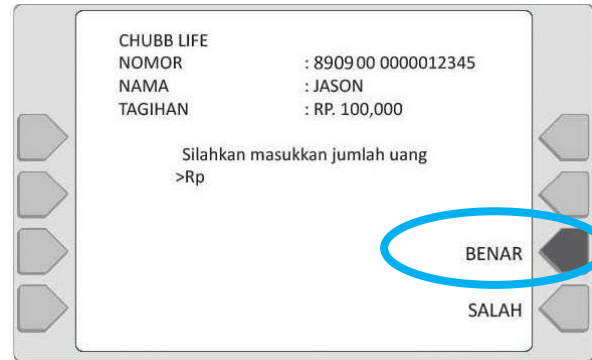
3. Choose OTHER PAYMENT



4. Choos VIRTUAL ACCOUNT



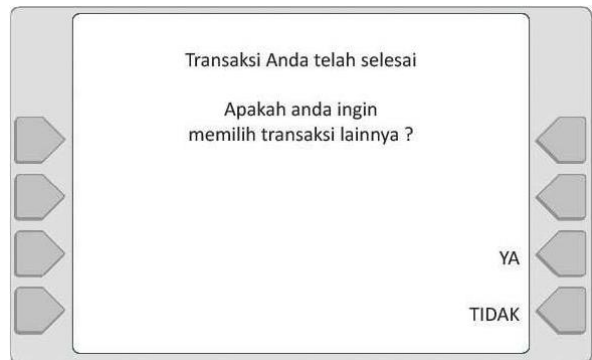
5. Input KODE PREFIX and POLICY NO.



6. Press CORRECT after checking the premium amount

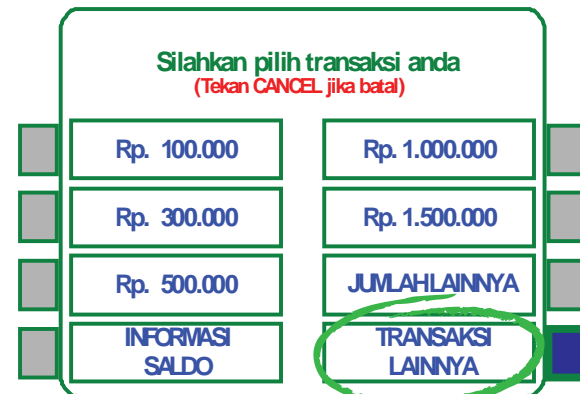
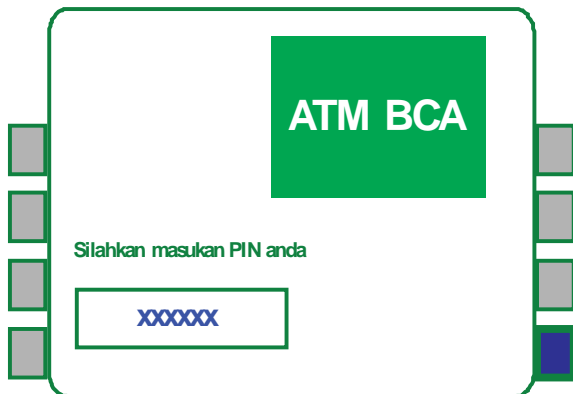


7. Choose account



8. Wait for receipt.

Please follow steps for Virtual Account Permata payment through ATM BCA



Silahkan pilih transaksi anda
(Tekan CANCEL jika batal)

INFORMASI	PENARIKAN TUNAI
REGISTRASI	TRANSFER
	ISI PULSA
	PEMBAYARAN

Silahkan pilih transaksi anda
(Tekan CANCEL jika batal)

	TRF KE REK BCA
	TRF KE BANK LAIN
	TRF KE FLAZZ

SILAHKAN MASUKAN
KODE BANK + NO. REKENING TUJUAN
BIAYA RP 5.000,- PER TRANSAKSI

0138909000000012345

DAFTAR
KODE BANK >

BENAR

SALAH

SILAHKAN MASUKAN
JUMLAH TRANSFER

RP. 100000

MAXIMUM 10JT/TRX

BENAR

SALAH

SILAHKAN MASUKAN NOMOR
PELANGGAN / REFERENSI
JIKA TIDAK ADA
TEKAN TOMBOL BENAR

BENAR

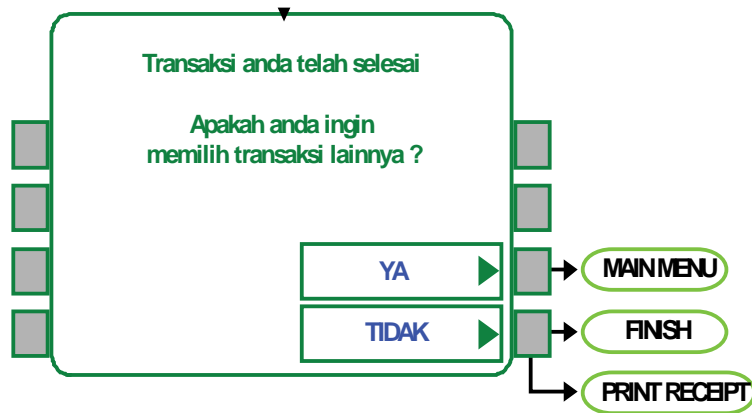
SALAH

TRANSFER KE BANK LAIN
DARI REK : 87654321
KE REK : 8909000000012345
BANK : PERMATABANK
NAMA : JASON
NO. REF :
JUMLAH : RP 100,000

SEGALA KESALAHAN INPUT
MENJADI TANGGUNG JAWAB NASABAH

YA

TIDAK



Other ATMs (TRANSFER)

Premium payments can also be done through ATMs from other Banks by transfer (ATM Bersama, Alto & Prima members)*:

1. Insert ATM Card
2. Select menu Other Transactions
3. Select menu Transfer
4. Select menu Transfer to Other Banks
5. Enter Bank Permata Code (013) and Prefix Code (8909) + Policy No.
Example: 0138909000000012345
Then press CORRECT
6. Input nominal of premium payment
7. There will be a confirmation page of Virtual Account Owner name and amount of transaction.
Please YES if correct and the transaction is succeeded.
8. You will receive receipt. Please keep it as a valid proof payment.

*) Which has online transfer feature